



PATRIOTS HOST JETS IN FIRST-ROUND PLAYOFF GAME

MEDIA SCHEDULE

WEDNESDAY, JANUARY 3

10:30 – 11:00 a.m. Coach Belichick Press Conf.
(In Media Workroom)
Open Locker Room
11:10 – 11:55 a.m. Eric Mangini Conference Call
11:20 – 11:30 a.m. Jets Player Conference Call
11:35 – 11:45 a.m. Tom Brady Media Availability
11:40 – 11:55 a.m. Media Lunch / Credential Pickup
12:00 – 12:30 p.m. Media Availability at Practice
Approx. 12:45 p.m. (Meet at Game Day Media Entrance)

THURSDAY, JANUARY 4

10:30 – 11:00 a.m. Coach Belichick Press Conf.
(In Media Workroom)
Open Locker Room
11:10 – 11:55 a.m. Credential Pickup (Media Workroom)
12:00 – 12:30 p.m. Media Availability at Practice
Approx. 12:35 p.m. (Meet at Game Day Media Entrance)

FRIDAY, JANUARY 5

10:30 – 11:00 a.m. Coach Belichick Press Conf.
(In Media Workroom)
Open Locker Room
10:45 – 11:30 a.m. Media Availability at Practice
Approx. 11:40 a.m. (Meet at Game Day Media Entrance)

SATURDAY, JANUARY 6

Team Walkthrough – No Media Availability

SUNDAY, JANUARY 7

1:00 p.m. Patriots vs. New York Jets

2006 PATRIOTS SCHEDULE

REGULAR SEASON (12-4)

Sun., Sept. 10	Buffalo	W	19-17
Sun., Sept. 17	at N.Y. Jets	W	24-17
Sun., Sept. 24	Denver	L	7-17
Sun., Oct. 1	at Cincinnati	W	38-13
Sun., Oct. 8	Miami	W	20-10
Sun., Oct. 22	at Buffalo	W	28-6
Mon., Oct. 30	at Minnesota	W	31-7
Sun., Nov. 5	Indianapolis	L	20-27
Sun., Nov. 12	N.Y. Jets	L	14-17
Sun., Nov. 19	at Green Bay	W	35-0
Sun., Nov. 26	Chicago	W	17-13
Sun., Dec. 3	Detroit	W	28-21
Sun., Dec. 10	at Miami	L	0-21
Sun., Dec. 17	Houston	W	40-7
Sun., Dec. 24	at Jacksonville	W	24-21
Sun., Dec. 31	at Tennessee	W	40-23

PLAYOFFS

Sun., Jan. 7 N.Y. Jets 1:00 CBS

AFC STANDINGS

(Seed) Team	W	L	T	Pct.	PF	PA
(1) San Diego*	14	2	0	.875	492	303
(2) Baltimore*	13	3	0	.812	353	201
(3) Indianapolis^	12	4	0	.750	427	360
(4) New England^	12	4	0	.750	385	237
(5) New York Jets%	10	6	0	.625	316	295
(6) Kansas City%	9	7	0	.562	331	315

*-Clinched division title, first-round bye and homefield advantage

@-Clinched division title and first-round bye

^-Clinched division title %-Clinched wild card



NEW ENGLAND PATRIOTS (12-4) vs. NEW YORK JETS (10-6)

Sunday, January 7, 2007 ★ Gillette Stadium (68,756) ★ 1:00 p.m. EST

The 2006 AFC East Champion New England Patriots will aim to advance in the playoffs for the fourth straight season when they clash with their divisional rivals, the New York Jets, in a first-round playoff matchup at Gillette Stadium on Sunday afternoon. New England is the only NFL team to have won a playoff game in each of the last three seasons and will bid to move on to the divisional round for the fourth consecutive year.

This week's game will be the third between the Patriots and Jets this season, with the teams splitting two regular-season contests. New England held off a late comeback bid by the Jets to hold on for a 24-17 road win on Sept. 17, but New York evened the season series with a 17-14 win at Gillette Stadium two months later. New England and New York will meet in the playoffs for just the second time, with the only other postseason contest coming at Giants Stadium on Dec. 28, 1985. The Patriots won that first-round game 26-14 to begin their run to the 1985 AFC Championship.

A RECORD PERFORMANCE

The Patriots allowed an average of 14.81 points per game in the regular season, a mark that set a franchise record. New England allowed a total of 237 points, a mark that beat the previous 16-game record (238 in 2003) by one point. The Patriots' 2006 defensive performance ranked second in the NFL (Baltimore, 12.56 ppg).

FEWEST POINTS ALLOWED PER GAME / PATRIOTS HISTORY

Year	Gms	Pts	PPG
2006	16	237	14.81
2003	16	238	14.88
1977	14	217	15.50
2004	16	260	16.25

BROADCAST INFORMATION

TELEVISION: This week's game will be broadcast by CBS. The game can be seen in Boston on WBZ-TV Channel 4. Jim Nantz will handle play-by-play duties and Phil Simms will provide analysis.

RADIO: WBCN 104.1 FM is the flagship station for the Patriots Rock Radio Network. A complete listing of the network's stations can be found in this press release. Play-by-play broadcaster Gil Santos is in his 30th season as the voice of the Patriots and will call the action along with Patriots Hall of Famer Gino Cappelletti for the 23rd season.

NATIONAL RADIO: The game will be broadcast nationally by Westwood One. Bill Rosinski and Dan Reeves will call the game and Trev Alberts will report from the sidelines.

MEDIA RELATIONS CONTACTS


Stacey JamesExec. Director of Media Relations.....staceyj@patriots.com... 508-384-9105
Casey O'Connell ...Asst. Director of Media Relations.....caseyo@patriots.com... 508-384-9111
Michelle Murphy ...Media Relations Coordinatormichellel@patriots.com... 508-384-9119
Jared PufferMedia Relations Coordinatorjaredp@patriots.com... 508-384-9195
Jeff Cournoyer.....Corp. Communications Coordinatorjeffco@patriots.com... 508-549-0492



PATRIOTS VS. JETS

SERIES HISTORY

The Patriots and Jets will meet for the 95th time since the series between the AFC East rivals began in 1960, but will square off in the playoffs for just the second time. The only other occasion upon which the teams have tangled in postseason play came following the 1985 season, when the Patriots defeated the Jets 26-14 at Giants Stadium in the first of three straight road victories to claim the 1985 AFC Championship. This season, the teams split their two regular-season matchups, with the road team winning each contest. The Patriots have won seven of their last eight games against the Jets and have won nine of the last 11 games between the teams, including series sweeps in three straight years from 2003-05. The Jets hold a slight edge in the overall series, but the Patriots are 16-10 against the Jets since Robert Kraft purchased the team in 1994. With their 95th meeting this week, the Jets pass the Buffalo Bills (94 games) as the most frequent opponent in Patriots history. New England's 45 victories over the Jets (including one playoff win) are tied for the second most over any single opponent, trailing only Buffalo (53 all-time wins).



A complete listing of the first 92 games between the New England Patriots and the New York Jets can be found on page 355 of the 2006 Patriots Media Guide. In addition to those 92 games, the Patriots defeated the Jets 24-17 at Giants Stadium on Sept. 17, 2006 and lost to New York 17-14 at Gillette Stadium on Nov. 12, 2006.

SERIES BREAKDOWN

New York 48, New England 45, 1 Tie
(Including New England 1, New York 0 in Playoffs)

Home Record	23-23-1
Record in Foxborough	19-17
Gillette Stadium	3-2
Foxboro Stadium	16-15
Record in Boston	4-5-1
Record in Birmingham, Alabama	0-1
Away Record	22-25 (incl. 1-0 in playoffs)
Giants Stadium	15-9 (incl. 1-0 playoffs)
Shea Stadium	5-14
Polo Grounds	2-2
Seasonal Sweeps	Jets 14 (most recent '00), Patriots 12 ('05)
Bill Belichick vs. N.Y. Jets	10-6 (9-5 with New England)
Eric Mangini vs. New England	1-1

WILD CARD ROUND PLAYOFF RESULTS

The Patriots will play on Wild Card Weekend for the sixth time in team history and have compiled a 3-2 record in their previous five games during the opening weekend of the playoffs. New England's last game on Wild Card Weekend was last season, when it defeated the Jacksonville Jaguars 28-3 at Gillette Stadium. The Patriots will host a Wild Card Weekend game for the third time in team history. In addition to last season's game, the other occasion came on Dec. 28, 1997, when the Patriots defeated the Miami Dolphins, 17-3.

ALL-TIME WILD CARD ROUND RESULTS (3-2)

Date	Round	Opponent	W/L	Score
01/07/06	AFC Wild Card	Jacksonville	W	28-3
01/03/99	AFC Wild Card	at Jacksonville	L	10-25
12/28/97	AFC Wild Card	Miami	W	17-3
01/01/95	AFC Wild Card	at Cleveland	L	13-20
12/28/85	AFC Wild Card	at N.Y. Jets	W	26-14

NOTE: The Patriots also played in a first-round playoff game at Miami as part of a unique 16-team playoff format following the 1982 strike season. That result (a 28-13 loss) is not included in this group.

TALE OF THE TAPE

2006 Regular Season	New England	New York
Record	12-4	10-6
Divisional Standings	1st	2nd
Total Yards Gained	5,369	4,891
Total Offense (Rank)	335.6 (11)	305.7 (25)
Rush Offense	123.1 (12)	108.6 (20)
Pass Offense	212.5 (12)	197.1 (17)
Points Per Game	24.1 (7)	19.8 (18)
Touchdowns Scored	46	35
Third Down Conversion Pct.	42.5	43.8
Team Passer Rating	88.3	82.1
Total Yards Allowed	4,710	5,306
Total Defense (Rank)	294.4 (6)	331.6 (20)
Rush Defense	94.2 (5)	130.3 (24)
Pass Defense	200.2 (12)	201.4 (14)
Points Allowed/Game	14.8 (2)	18.4 (6)
Touchdowns Allowed	24	34
Third Down Defense (Pct.)	35.9	36.5
Opponent Passer Rating	66.1	78.0
Field Goals Made/Attempted	20/26	24/27
Possession Avg.	31:35	31:03
Sacks Allowed/Yards Lost	29/190	34/199
Sacks Made/Yards	44/281	35/230
Interceptions For/Against	22/12	16/16
Penalties Against/Yards	98/940	70/560
Punts/Avg.	69/41.3	74/43.4
Turnover Differential	+8	Even

2006 REGULAR SEASON: PATRIOTS 24, JETS 17

September 17, 2006 ★ Giants Stadium (Att: 77,595)

	1	2	3	4	Final
New England Patriots	7	10	7	0	— 24
New York Jets	0	0	14	3	— 17

The Patriots improved to 2-0 on the season with their second straight divisional win to open the season. New England's rushing attack excelled for the second straight week, totaling 147 yards as Corey Dillon and Laurence Maroney both exceeded 4.0 yards per carry and both scored touchdowns. Rookie Chad Jackson caught a touchdown pass from Tom Brady, who finished the day 15-of-29 passing for 220 yards. Troy Brown led New England's receiving corps with four catches for 51 yards. Defensive lineman Ty Warren paced the defense with 11 tackles (8 solo), while four different Patriots recorded a sack. Tedy Bruschi made his return from injury a memorable one, grabbing an interception on a tipped ball to seal the win in the final minute of the game.

2006 REGULAR SEASON: JETS 17, PATRIOTS 14

November 12, 2006 ★ Gillette Stadium (Att: 68,756)

	1	2	3	4	Final
New York Jets	0	7	3	7	— 17
New England Patriots	0	6	0	8	— 14

The Patriots dropped their second consecutive game, snapping a string of 57 straight games without back-to-back losses. The Jets built a 17-6 fourth-quarter lead, but the Patriots closed the gap to three points on a 15-yard touchdown from Tom Brady to Reche Caldwell with 4:14 left in the game. The Patriots defense halted the Jets' ensuing drive, and, with no timeouts, Brady drove the Patriots to the Jets' 46-yard line with 10 seconds left. But on the final play of the game, he was sacked to halt the comeback bid. Caldwell paced the receiving corps with a career-high nine receptions for 90 yards and a touchdown. Tedy Bruschi led the team with a career-high 17 tackles while Junior Seau added 15 tackles and Artrell Hawkins recorded his first interception as a Patriot.



THREE-TIME SUPER BOWL CHAMPIONS





PATRIOTS VS. JETS

PATRIOTS-JETS QUICK HITS

- This week's game will mark the 95th meeting between the Patriots and Jets. The Jets will pass Buffalo (94 meetings) as the Patriots' most frequent opponent.
- The Patriots are 4-1 against divisional opponents in the playoffs (MIA 2-1, NYJ 1-0, BUF 1-0).
- New York's 17-14 win over the Patriots in the last meeting between the teams on Nov. 12, 2006 broke a 7-game winning streak by New England in the series – the Patriots' longest winning streak against the Jets since the teams began playing each other in 1960.

CONNECTIONS

FRANCHISE CONNECTIONS

- Patriots head coach **Bill Belichick** was the Jets' assistant head coach/secondary for three seasons (1997-99).
- Jets head coach **Eric Mangini** was a member of the Patriots coaching staff for six seasons from 2000-05, serving as the secondary coach for the first five seasons and as New England's defensive coordinator in 2005.
- Defensive line coach **Pepper Johnson** played for two seasons with the Jets from 1997-98 before retiring in 1999.
- Special teams coach **Brad Seely** held the same position with the Jets in 1994.
- Patriots Vice President of Player Personnel **Scott Pioli** was the director of pro personnel for the Jets from 1997-1999.
- Jets strength and conditioning coach **Markus Paul** was the Patriots' asst. strength and conditioning coach from 2000-04.
- Jets defensive backs coach **Corwin Brown** played safety for the Patriots from 1993-96.
- Jets assistant defensive line coach **Bryan Cox** was a linebacker on the Patriots' 2001 world championship team.
- Jets assistant running backs/assistant special teams coach **Sam Gash** played fullback for the Patriots from 1992-97.
- Jets assistant strength and conditioning coach **Rick Lyle** was a defensive lineman for the Patriots from 2002-03.
- Jets running backs coach **Jimmy Raye** was the Patriots' offensive coordinator on head coach Rod Rust's staff in 1990.
- Jets linebacker **Matt Chatham** played for the Patriots for six seasons from 2000-05. He played in 66 games with four starts and recorded 69 special teams tackles for New England.
- Jets defensive end **Bobby Hamilton** played for the Patriots for four seasons from 2000-03. In his four seasons in New England, Hamilton did not miss a game, starting 62 of 64 contests. He led the team with seven sacks in 2001.
- Jets cornerback **Hank Poteat** played in parts of three seasons (2004-06) with the Patriots including a two-game stint earlier this season.
- Patriots cornerback **Ray Mickens** was originally selected by the Jets in the third round of the 1996 NFL Draft (62nd overall). He played in 126 games over eight seasons with the Jets from 1996-03 and was re-signed by the Jets this past offseason before being released following the 2006 preseason.
- Patriots quarterback **Vinny Testaverde** played seven seasons with the Jets (1998-2003, 2005), starting a total of 61 games for New York over that span.

NFL CONNECTIONS

- As head coach of the Cleveland Browns in 1995, Belichick hired **Mike Tannenbaum** as a personnel intern and **Eric Mangini** as a coaches assistant. Tannenbaum is now the Jets' general manager and Mangini is the Jets' head coach.
- Patriots special teams captain **Larry Izzo** played for the Miami Dolphins from 1996-2000, during which time Jets assistant head coach/special teams coordinator **Mike Westhoff** was the Dolphins' special teams coach.
- Patriots defensive back **Chad Scott** played with Jets defensive lineman **Kimo Von Oelhoffen** with the Pittsburgh Steelers from 2000-2004.

CONNECTIONS (Cont.)

HOMETOWN CONNECTIONS

- Jets head coach **Eric Mangini** is from Hartford, Conn., and attended Wesleyan University.
- Patriots quarterback **Vinny Testaverde** was born in Brooklyn, New York.
- Jets guard **Pete Kendall** is from Weymouth, Mass., and played at Boston College.

COLLEGE CONNECTIONS

- Patriots nose tackle **Vince Wilfork** and Jets linebacker **Jonathan Vilma** were four-year teammates on the University of Miami defense from 2000-03.
- Patriots quarterback **Tom Brady**, Jets fullback **B.J. Askew** and Jets linebacker **Victor Hobson** were teammates at the University of Michigan in 1999. Patriots linebacker **Pierre Woods** also played with Hobson and Askew at Michigan.
- Patriots wide receiver **Bam Childress** and Jets kicker **Mike Nugent** were four-year teammates at Ohio State from 2001-04. Jets center **Nick Mangold** (2002-04) and linebacker **Anthony Schlegel** (2004) also played with Childress at OSU.
- Patriots defensive back **Chad Scott** and Jets linebacker **Eric Barton** were teammates at the University of Maryland from 1995-96.
- Patriots center **Dan Koppen** and Jets tight end **Sean Ryan** played together at Boston College from 2000-02.
- Patriots safety **Rashad Baker** was a three-year teammate of Jets defensive lineman **Rashad Moore** (2000-02) and running back **Cedric Houston** (2001-03) at the University of Tennessee.
- Jets tight end **Chris Baker** attended Michigan State while Patriots offensive coordinator/quarterbacks coach **Josh McDaniels** and Patriots wide receivers coach **Brian Daboll** were graduate assistants on the Spartans coaching staff.

PASSING PERFORMANCES

Tom Brady owns a 9-2 record against the Jets as a starting quarterback. Brady's nine victories over the Jets are his second highest total over a single opponent, trailing only his 11 wins over the Buffalo Bills. Since 2003 against the Jets, Brady has thrown just three interceptions while the Patriots have intercepted Jets quarterbacks 12 times. Jets signal caller Chad Pennington is scheduled to make his seventh start against the Patriots, holding a 2-4 record against New England. Pennington is slated to make fourth start in Foxborough, holding a 2-1 record. Pennington and Peyton Manning are the only quarterbacks other than Brady to have won multiple games at Gillette Stadium.

Tom Brady vs. Jets (9-2 as a starter)

Date	A	C	Yd	%	TD	I	Rating	W/L	Score
09/23/01	10	5	46	.500	0	0	62.9	Did Not Start	
12/02/01	28	20	213	.714	0	0	93.3	W	17-16
09/15/02	35	25	269	.714	2	1	100.8	W	44-7
12/22/02	37	19	133	.514	1	1	57.6	L	17-30
09/21/03	25	15	181	.600	0	0	82.3	W	23-16
12/20/03	25	15	138	.600	2	0	101.8	W	21-16
10/24/04	29	20	230	.690	1	0	104.1	W	13-7
12/26/04	32	21	264	.656	2	0	112.0	W	23-7
12/04/05	37	27	271	.730	0	0	93.4	W	16-3
12/26/05	29	18	185	.621	2	1	89.0	W	31-21
09/17/06	29	15	220	.517	1	1	73.9	W	24-17
11/12/06	36	24	253	.667	1	1	84.6	L	14-17
Totals	352	224	2403	.636	12	5	89.0	9-2	

Chad Pennington vs. Patriots (2-4 as starter)

Date	A	C	Yd	%	TD	I	Rating	W/L	Score
09/15/02	10	3	39	.300	0	0	43.3	Did Not Start	
12/22/02	33	23	285	.697	3	0	126.5	W	30-17
12/20/03	43	24	229	.558	0	5	31.2	L	16-21
10/24/04	30	19	162	.622	0	0	77.4	L	7-13
12/26/04	36	22	252	.611	1	2	68.3	L	7-23
09/17/06	37	22	306	.595	2	1	92.8	L	17-24
11/12/06	33	22	168	.667	1	1	76.3	W	17-14
Totals	222	135	1441	.608	7	9	73.4	2-4	



THREE-TIME SUPER BOWL CHAMPIONS





ROBERT KRAFT: BUILDING SUCCESS

Since Robert Kraft purchased the team in 1994, the Patriots have experienced one of the most dramatic turnarounds in the history of sports. In 13 seasons of ownership, Kraft has transformed one of the league's least successful clubs into what many observers view as a model NFL franchise. In the five seasons immediately preceding his purchase (1989-93), the Patriots were a moribund team, winning just 19 of 80 games (.311 pct.) and recording the worst record in the NFL over that span. When he bought the franchise on Jan. 21, 1994, Kraft announced his intention to bring a championship to New England, a tall order considering the team's previous success rate. But under Kraft's leadership, the Patriots have won seven division titles, four conference crowns and three Super Bowl championships.



	Pre-Kraft 1960-93	1989-93	Kraft Era 1994-06
Overall Record	225-276-9	19-61	142-84
Winning Pct.	.450	.311	.628
Super Bowl Titles	0	0	3
Conference Titles	1	0	4
Division Titles	3	0	7
Playoff Seasons	5	0	9
Playoff Record	4-6	--	13-5
Home Playoff Games	1	0	8
Home Playoff Record	0-1	--	8-0

A CHAMPIONSHIP TRADITION

The Patriots are the only team from North America's four major professional sports leagues to have won three titles since 2001. Additionally, the Patriots trail only the New York Yankees in having won three titles in the period since Robert Kraft purchased the team.

MULTIPLE LEAGUE CHAMPIONSHIPS SINCE 2001

Team	League	Titles
New England Patriots	NFL	3
Los Angeles Lakers	NBA	2
San Antonio Spurs	NBA	2

LEAGUE CHAMPIONSHIPS SINCE 1994

Team	League	Titles
New York Yankees	MLB	4
New England Patriots	NFL	3
Los Angeles Lakers	NBA	3
Chicago Bulls	NBA	3
San Antonio Spurs	NBA	3
Detroit Red Wings	NHL	3
New Jersey Devils	NHL	3

CHAMPIONSHIP GAME/SERIES APPEARANCES SINCE 1994

Team	League	Appearances
New York Yankees	MLB	6
New England Patriots	NFL	4
Los Angeles Lakers	NBA	4
Detroit Red Wings	NHL	4
New Jersey Devils	NHL	4

SELLOUT STREAK

In the early 1990s, the Patriots franchise appeared destined for relocation until Robert Kraft's purchase of the team rejuvenated local interest. In 1991, the team's season ticket base consisted of just 17,635 fans, barely enough to support the club. Fifteen years later, the season-ticket base stands at a capped total of 61,759 and more than 50,000 fans are on a waiting list. The Patriots have sold out 136 consecutive home games (dating back to the 1994 regular-season opener) including regular-season, preseason and playoff games. Patriots fans in New England have never been faced with a TV blackout under Kraft's ownership.

SUCCESS STORY

Since Robert Kraft purchased the team in 1994, the Patriots have been one of the NFL's elite teams. Over the first 13 years of Kraft's ownership, the Patriots own the highest win total among all NFL teams – a remarkable record considering the fact that the Patriots were a combined 19-61 (.311) in the four years immediately preceding the purchase.

SINCE ROBERT KRAFT PURCHASED THE TEAM IN 1994...

TOTAL VICTORIES (Incl. Postseason)

New England Patriots	142
Pittsburgh Steelers	141
Green Bay Packers	140
Denver Broncos	138
Indianapolis Colts	126

OVERALL WINNING PERCENTAGE (Incl. Postseason)

Team	W	L	T	Pct.
New England Patriots	142	84	0	.628
Denver Broncos	138	83	0	.624
Pittsburgh Steelers	141	85	1	.623
Green Bay Packers	140	86	0	.619
Indianapolis Colts	126	95	0	.570
Kansas City Chiefs	120	92	0	.566
Philadelphia Eagles	124	98	1	.558
Miami Dolphins	120	100	0	.545
Minnesota Vikings	119	100	0	.543
San Francisco 49ers	120	101	0	.543
Jacksonville Jaguars	106	95	0	.527
Baltimore Ravens	96	86	1	.527

SUPER BOWL CHAMPIONSHIPS

New England Patriots	3
Denver Broncos	2
7 Teams	1

CONFERENCE CHAMPIONSHIPS

New England Patriots	4
Denver Broncos	2
Green Bay Packers	2
Pittsburgh Steelers	2
St. Louis Rams	2
12 Teams	1

PLAYOFF VICTORIES

New England Patriots	13
Pittsburgh Steelers	12
Green Bay Packers	10
Denver Broncos	8
Philadelphia Eagles	8
San Francisco 49ers	7

PLAYOFF GAMES PLAYED

Pittsburgh Steelers	19
New England Patriots	18
Green Bay Packers	18
Philadelphia Eagles	15
San Francisco 49ers	13
Indianapolis Colts	13

PLAYOFF SEASONS (Including 2006)

New England Patriots	9
Green Bay Packers	9
Indianapolis Colts	9
Pittsburgh Steelers	8
Philadelphia Eagles	8
Five Teams	7

PLAYOFF WINNING PERCENTAGE

Team	W	L	Pct.
New England Patriots	13	5	.722
Baltimore Ravens	5	2	.714
Carolina Panthers	6	6	.667
Pittsburgh Steelers	12	7	.632
Denver Broncos	8	5	.615

SINCE ROBERT KRAFT PURCHASED THE TEAM IN 1994...

SINCE ROBERT KRAFT PURCHASED THE TEAM IN 1994...



THREE-TIME SUPER BOWL CHAMPIONS





BILL BELICHICK: THE HEAD COACH

THE HEAD COACH

Overall Record: 122-83 (.595)
Regular Season: 111-81 (.578)
Postseason: 11-2 (.846)
With Patriots overall: 85-38 (.691)
Overall since 2001: 80-27 (.748)
Super Bowl Titles: 5 (86, 90, 01, 03, 04)
Conf. Titles: 6 (86, 90, 96, 01, 03, 04)
Division Titles: 12 (75, 78, 86, 89, 90, 96, 98, 01, 03, 04, 05, 06)



Bill Belichick is in his 32nd season as an NFL coach and is the only head coach in NFL history to win three Super Bowl titles in a four-year span. He has led the Patriots to four consecutive AFC East titles and has directed five division championships in the last six seasons. Belichick's Patriots teams own the all-time NFL records for consecutive total victories (21 from 2003-04), consecutive regular-season victories (18 from 2003-04) and consecutive playoff victories (10 from 2001-05). Belichick owns the second best postseason record in NFL history (11-2) and is the winningest NFL head coach since 2001 (80-27). From 2003-04, he directed the Patriots to back-to-back Super Bowl titles while posting consecutive 17-win campaigns. Belichick has spent more seasons in the league than any other current NFL head coach, and in that time has been a part of five Super Bowl championship teams. His overall record of 85-38 with the Patriots gives him the most victories and the best winning percentage of any head coach in franchise history.

BELICHICK'S PATRIOTS RENAISSANCE

Any successful project requires a sound plan, and once head coach Bill Belichick implemented his design on the Patriots, his approach has given him the best record of any NFL head coach who has coached at least one game since 2001. The remarkable run includes postseason play, where Belichick and the Patriots own a 10-1 record.

NFL COACHES' RECORDS SINCE 2001

Coach	Team	W	L	T	Pct.
Bill Belichick	NE	80	27	0	.748
Tony Dungy	TB/IND	72	32	0	.692
Wade Phillips	ATL	2	1	0	.667
Bill Cowher	PIT	70	35	1	.665
Andy Reid	PHI	70	36	0	.660

NOTE: Records include playoff games

POSTSEASON PROWESS

Bill Belichick is the second winningest head coach in NFL playoff history, trailing only the legendary Vince Lombardi, whose name is emblazoned on the Super Bowl trophy.

BEST POSTSEASON RECORDS IN NFL HISTORY

Head Coach	Team(s)	W	L	Pct.
Vince Lombardi	GB/WAS	9	1	.900
Bill Belichick	CLE/NE	11	2	.846
Joe Gibbs	WAS	17	6	.739

RANKED AMONG COACHING GREATS

In a recent SportsNation Poll on ESPN.com, Bill Belichick was placed among the top five greatest coaches of all time (in any sport) by 9.4 percent of the poll's 117,000 voters. Voters were asked to select five coaches from a list of 20, and Coach Belichick finished 14th. UCLA's John Wooden (10 NCAA basketball titles) topped the poll with 44.4 percent of voters placing him in the top five. The other football coaches in the poll were Vince Lombardi (11.8 percent), Knute Rockne (11.4), Bear Bryant (10.5), Don Shula (10.3), Bill Walsh (10.0) and Joe Paterno (9.9). The only other Boston-area coach in the poll was the late Red Auerbach, who won nine NBA championships with the Celtics and finished with a 9.6 percent total in the poll.

NFL'S BEST DEFENSIVE MIND

In a recent *Sports Illustrated* poll of 361 NFL players, Bill Belichick was selected as the best defensive mind in the NFL, earning 35 percent of the players' vote. Indianapolis' Tony Dungy ranked second with 15 percent of the vote, while Chicago's Lovie Smith (9 percent) and Cincinnati's Marvin Lewis (8 percent) also garnered votes in the poll.

BELICHICK AT A GLANCE...

- Has won four consecutive AFC East titles (2003-06) and has coached the Patriots to five division championships in the last six seasons.
- Is the only head coach in NFL history to win three Super Bowls in a four-year span.
- Is the second winningest head coach in NFL playoff history (11-2).
- Directed New England's pro football record 21-game winning streak (2003-04) and an NFL record 10-game playoff winning streak (2001-05).
- Led the Patriots to the highest two-year victory total in NFL history (34 wins from 2003-04).

ELITE COMPANY

Bill Belichick is one of nine NFL head coaches to win three or more championships since the league began postseason play in 1933. With the Patriots' victory in Super Bowl XXXIX, Belichick joined an exclusive club in which each of the eight other members has been enshrined in the Pro Football Hall of Fame.

HEAD COACHES WITH THREE OR MORE NFL TITLES

(Listed alphabetically)

Head Coach	Championship Team(s)
Bill Belichick	New England Patriots
Paul Brown	Cleveland Browns
Weeb Ewbank	Baltimore Colts, New York Jets
Joe Gibbs	Washington Redskins
George Halas	Chicago Bears
Earl (Curly) Lambeau	Green Bay Packers
Vince Lombardi	Green Bay Packers
Chuck Noll	Pittsburgh Steelers
Bill Walsh	San Francisco 49ers

NOTE: NFL Playoffs first held in 1933.

SUPER SUCCESS

Bill Belichick is one of just four head coaches to win three championships since the Super Bowl Era began following the 1966 season. Coach Belichick joins three members of the Pro Football Hall of Fame in the exclusive club. Belichick is the only coach to win three Super Bowls in the post-1993 salary cap era.

MOST SUPER BOWL VICTORIES

Head Coach	Team	Titles	Seasons
Chuck Noll	PIT	4	1974, 1975, 1978, 1979
Bill Belichick	NE	3	2001, 2003, 2004
Joe Gibbs	WAS	3	1982, 1987, 1991
Bill Walsh	SF	3	1981, 1984, 1988

NOTE: Sorted by most recent championship. Super Bowls have determined NFL champion since 1966.

TOPS IN TEAM HISTORY

Bill Belichick is the most successful head coach in Patriots history. He has recorded more wins (84) and a higher winning percentage (.689) than any of the franchise's 13 previous head coaches.

WINNINGEST HEAD COACHES IN PATRIOTS HISTORY

Coach	Years	Career Winning Pct.	Overall W-L-T	Playoff W-L
Bill Belichick	2000-06	.691	85-38-0	10-1
Raymond Berry	1984-89	.554	51-41-0	3-2
Pete Carroll	1997-99	.549	28-23-0	1-2
Chuck Fairbanks	1973-78	.529	46-41-0	0-2
Ron Meyer	1982-84	.529	18-16-0	0-1
Mike Holovak	1961-68	.528	52-47-9	1-1



THREE-TIME SUPER BOWL CHAMPIONS





2006 AFC EAST CHAMPIONS

By virtue of their 24-21 victory over Jacksonville on Dec. 24, the Patriots clinched the 2006 AFC East Division Championship and qualified for the playoffs. New England's division title is their fourth straight division crown and their fifth AFC East championship in the last six seasons. As an NFL division champion, the Patriots are guaranteed to host at least one playoff game and will be the fourth seed in the six-team AFC playoff field. **The Patriots have now earned nine playoff berths and have won seven division titles in the 13 seasons since Robert Kraft purchased the team in 1994. Since 1994, the Patriots have led the NFL with 141 total victories, three Super Bowl titles, four conference championships and 13 playoff victories.**

HOME SWEET HOME

The Patriots are 8-1 at home in the playoffs in their history and own an 8-game home winning streak in postseason play. The Patriots are guaranteed to host at least one home playoff game this season. New England has not lost at home in the playoffs in 28 years, dating back to Dec. 31, 1978. Eight of the franchise's nine home playoff games have taken place since Robert Kraft purchased the team 13 years ago.

PATRIOTS AT HOME IN THE PLAYOFFS (8-1)

Date	Round	Opponent	W/L	Score
01/07/06	AFC Wild Card	Jacksonville	W	28-3
01/16/05	AFC Divisional	Indianapolis	W	20-3
01/18/04	AFC Championship	Indianapolis	W	24-14
01/10/04	AFC Divisional	Tennessee	W	17-14
01/19/02	AFC Divisional	Oakland	W	16-13 ot
12/28/97	AFC Wild Card	Miami	W	17-3
01/12/97	AFC Championship	Jacksonville	W	20-6
01/05/97	AFC Divisional	Pittsburgh	W	28-3
12/31/78	AFC Divisional	Houston	L	14-31

ALL-TIME PLAYOFF RESULTS

The Patriots have compiled a 17-11 record in their 28 playoff games. New England has qualified for five Super Bowls (XX, XXXI, XXXVI, XXXVIII, XXXIX) and also played in the 1963 AFL Championship Game.

PATRIOTS ALL-TIME PLAYOFF RESULTS (17-11)

Date	Round	Opponent	W/L	Score
01/14/06	AFC Divisional	at Denver	L	13-27
01/07/06	AFC Wild Card	Jacksonville	W	28-3
02/06/05	Super Bowl XXXIX	Philadelphia	W	24-21
01/23/05	AFC Championship	at Pittsburgh	W	41-27
01/16/05	AFC Divisional	Indianapolis	W	20-3
02/01/04	Super Bowl XXXVIII	Carolina	W	32-29
01/18/04	AFC Championship	Indianapolis	W	24-14
01/10/04	AFC Divisional	Tennessee	W	17-14
02/03/02	Super Bowl XXXVI	St. Louis	W	20-17
01/27/02	AFC Championship	at Pittsburgh	W	24-17
01/19/02	AFC Divisional	Oakland	W	16-13 ot
01/03/99	AFC Wild Card	at Jacksonville	L	10-25
01/03/98	AFC Divisional	at Pittsburgh	L	6-7
12/28/97	AFC Wild Card	Miami	W	17-3
01/26/97	Super Bowl XXXI	Green Bay	L	21-35
01/12/97	AFC Championship	Jacksonville	W	20-6
01/05/97	AFC Divisional	Pittsburgh	W	28-3
01/01/95	AFC Wild Card	at Cleveland	L	13-20
01/04/87	AFC Divisional	at Denver	L	17-22
01/26/86	Super Bowl XX	Chicago	L	10-46
01/12/86	AFC Championship	at Miami	W	31-14
01/05/86	AFC Divisional	at L.A. Raiders	W	27-20
12/28/85	AFC Wild Card	at N.Y. Jets	W	26-14
01/08/83	First Round Playoff	at Miami	L	31-28
12/31/78	AFC Divisional	Houston	L	14-31
12/18/76	AFC Divisional	at Oakland	L	21-24
01/05/64	AFL Championship	at San Diego	L	10-51
12/28/63	AFL Divisional	at Buffalo	W	26-8

PATRIOTS PLAYOFF RECORD BY ROUND

First Round*	0-1
Wild Card Round	3-2
Divisional Round	6-5
Conference Championship	5-0
AFL Championship	0-1
Super Bowl	3-2
Total	17-11

*-1982 Strike Season

WRAPPING IT UP

The Patriots clinched their 10th division title on Dec. 24, with one game remaining on the schedule. The Patriots have clinched the division title with games remaining on the schedule for the fifth time in team history and for the fourth consecutive season. Four of the Patriots' division titles were clinched on the final day of the season, with a fifth being clinched in a tie-breaking playoff game in 1963.

PATRIOTS DIVISION-CLINCHING GAMES

Year	Date Clinched	Division Title	Opp.	Final Score	Final Record	2nd Place
2006	12/24/06	at JAX		24-21	12-4	NYJ (10-6)
2005	12/17/05	TB		28-0	10-6	MIA (9-7)
2004	12/12/04	CIN		35-28	14-2	NYJ (10-6)
2003	12/07/03	MIA		12-0	14-2	MIA (10-6)
2001	01/06/02 ^	at CAR		38-6	11-5	MIA (11-5)
1997	12/22/97 ^	at MIA		14-12	10-6	MIA (9-7)
1996	12/21/96 ^	at NYG		23-22	11-5	BUF (10-6)
1986	12/22/86 ^	at MIA		34-27	11-5	NYJ (10-6)
1978	12/10/78	BUF		26-24	11-5	MIA (11-5)
1963	12/28/63*	at BUF		26-8	7-6-1	BUF (7-6-1)

^-- Season Finale

*-- Division-deciding AFL playoff in Buffalo, N.Y.

PATRIOTS IN THE PLAYOFFS

New England has now qualified for the playoffs 15 times in its 47-year history. The Patriots have earned nine playoff berths in the 13 seasons since Robert Kraft purchased the team in 1994, a dramatic contrast to the six total playoff berths that the team earned in its first 34 years of existence. New England has won 10 division crowns and has qualified as a Wild Card team on four occasions (1998, 1994, 1985 and 1976). The Patriots also qualified for the playoffs in 1982 as part of a 16-team tournament following a players' strike.

PATRIOTS PLAYOFF SEASONS (15)

Year	How Qualified	Playoff Record	Result
2006	Division Champions	7-7	?????
2005	Division Champions	1-1	AFC Divisional Round
2004	Division Champions	3-0	Super Bowl Champions
2003	Division Champions	3-0	Super Bowl Champions
2001	Division Champions	3-0	Super Bowl Champions
1998	Wild Card	0-1	Wild Card Round
1997	Division Champions	1-1	AFC Divisional Round
1996	Division Champions	2-1	AFC Champions
1994	Wild Card	0-1	Wild Card Round
1986	Division Champions	0-1	AFC Divisional Round
1985	Wild Card	3-1	AFC Champions
1982*	16-Team Format	0-1	First Round
1978	Division Champions	0-1	AFC Divisional Round
1976	Wild Card	0-1	Wild Card Round
1963	Division Champions	1-1	AFL Finalists

Totals – 15 Playoff Seasons: 10 Division Champions; 4 Wild Cards;

1 16-Team Tournament*.

17-11 all-time playoff record.

*-Strike Year



THREE-TIME SUPER BOWL CHAMPIONS





TEAM NEWS & NOTES

DOMINATING DEFENSE

Since the beginning of the 2001 season, the Patriots have allowed an average of 17.53 points per game, a mark that ranks third in the NFL over that span. In 2006, the Patriots finished second in the league, allowing an average of 14.81 points per game (237 points in 16 games). The Patriots have allowed 17.0 points per game or fewer in four of the six seasons since 2001, including a 2003 season in which they paced the league (14.9 points per game) and a 2004 season in which they tied for second in the league (16.3 points per game).

FEWEST POINTS PER GAME ALLOWED 2001-PRESENT

2001-06 TOTALS				R. Season 01-06			Playoffs 01-05		
Team	GP	Pts	PPG	GP	Pts	PPG	GP	Pts	PPG
BAL	99	1718	17.35	96	1668	17.38	3	50	16.67
TB	101	1756	17.39	96	1671	17.41	5	85	17.00
NE	107	1876	17.53	96	1691	17.61	11	185	16.82
PHI	106	1881	17.75	96	1712	17.83	10	169	16.90
CHI	98	1778	18.14	96	1716	17.88	2	62	31.00
PIT	106	1929	18.20	96	1708	17.79	10	221	22.10
JAX	97	1783	18.38	96	1755	18.28	1	28	28.00

BEAST OF THE EAST

The New England Patriots own a 29-9 record in AFC East games since the beginning of the 2001 season, compiling the best intra-division record of any team in the NFL over the last five-plus seasons. The Patriots have claimed five of the last six AFC East championships, and along with the Philadelphia Eagles are the only team in the NFL to have won five division titles in the last six years.

AFC EAST DIVISIONAL RECORDS SINCE 2001

Team	W	L	T	Pct.	Div. Titles	Years
New England	29	9	0	.763	5	2001, 2003-06
New York Jets	19	19	0	.500	1	2002
Miami	16	22	0	.421	0	---
Buffalo	13	25	0	.342	0	---

NOTES: The Indianapolis Colts were members of the AFC East in 2001 and compiled a 3-5 divisional record that season. In 2002, the Patriots and Jets both finished with a 9-7 overall record and a 4-2 divisional record, but the Jets claimed the division title by virtue of having a better record against common opponents.

NFL'S TOP DIVISIONAL RECORDS SINCE 2001

Team	W	L	T	Pct.
New England Patriots	29	9	0	.763
Philadelphia Eagles	27	11	0	.711
Pittsburgh Steelers	28	12	0	.700
Green Bay Packers	26	12	0	.684
Indianapolis Colts	26	12	0	.684

TITLE TOWN

The Patriots have won four straight AFC East titles, tying the all-time record for consecutive titles in that division. New England's four straight AFC East crowns equals the totals of the Buffalo Bills from 1988-91 and of the Miami Dolphins on two occasions. The Patriots have won five of the last six division crowns dating back to 2001, recording an NFL-best 29-9 record within their division over that span. New England has won seven division titles since 1996, the highest total in the NFL over that span. The Patriots have won seven division titles in the 13 seasons since Robert Kraft bought the team in 1994 after winning just three in the franchise's first 34 seasons from 1960-93.

MOST CONSECUTIVE AFC EAST TITLES

Team	Streak	Years
New England Patriots	4	2003-06
Buffalo Bills	4	1988-91
Miami Dolphins	4	1981, 1983-85*
Miami Dolphins	4	1971-74
Baltimore Colts	3	1975-77
Buffalo Bills	3	1964-66@
Houston Oilers	3	1960-62@

*-Due to 1982 strike, the NFL played just a 9-game season and the standings were not divided into divisions that season.
@-AFL Eastern Division

THE GREATEST SHOW IN SNOW

The Patriots are 9-0 all-time in snowy games in Foxborough. In the 2003 season, New England played in three games under snowy conditions, including a 24-14 victory over Indianapolis in the AFC Championship Game. Below is a list of all of the Patriots snow games in Foxborough since they moved there from Boston in 1971.

SNOW GAMES IN FOXBOROUGH (9-0)

Date	Opp.	Tmp	Weather	W/L	Score
12/04/05	NYJ	26	Light Snow	W	16-3
01/16/05	IND*	25	Snow	W	20-3
01/18/04	IND*	32	Light Snow	W	24-14
12/14/03	JAX	25	Snow in 2nd Half	W	27-13
12/07/03	MIA	28	Cold, Snow, Wind	W	12-0
01/19/02	OAK*	25	Snow, 3-5 inches	W	16-13 ot
12/04/83	NO	35	Cold, Snowing	W	7-0
12/12/82	MIA	22	Wind, Snow	W	3-0
12/10/78	BUF	28	Snow, Some Sun	W	26-24

*-Playoffs

DOMINANT IN DECEMBER

When the calendar turns to the 12th month, the New England weather may turn cold, but in recent years the Patriots have remained red hot. Since Bill Belichick took over as head coach in 2000, the Patriots have recorded a 23-6 (.793) record in games played in the month of December. New England has won 16 of its last 18 games in the month of December – a streak that dates back to 2002.

PATRIOTS IN DECEMBER UNDER BILL BELICHICK

2000 2-2	2003 4-0
2001 4-0	2004 3-1
2002 2-2	2005 4-0
	2006 4-1	

2000-06 TOTALS..... 23-6

HOMELAND DEFENSE

Since Gillette Stadium opened in 2002, the Patriots have been the NFL's best team at home. New England leads the NFL with a 35-9 (.795) home record in the four-plus years since their state-of-the-art facility opened, and the Patriots defense has allowed an NFL-low 15.75 points per game at home since 2002.

SINCE GILLETTE STADIUM OPENED IN 2002...

BEST HOME RECORDS SINCE 2002

Team	W	L	T	Pct	PF	PA
New England	35	9	0	.795	1001	693
Indianapolis	34	9	0	0.791	1225	794
Kansas City	31	10	0	0.756	1251	809

NOTE: Records include regular-season and playoff games

FEWEST POINTS/GAME ALLOWED AT HOME SINCE 2002

Team	Stadium	GP	Pts	Pts/Gm
New England	Gillette Stadium	44	693	15.75
Baltimore	M&T Bank Stadium	41	656	16.00
Jacksonville	Alltel Stadium	40	652	16.30

NOTE: Records include regular-season and playoff games

2006 PATRIOTS AWARD WINNERS

QB TOM BRADY

FedEx Air Player of the Week – Week 8

DL JARVIS GREEN

AFC Defensive Player of the Week – Week 4

RB/KR LAURENCE MARONEY

AFC Special Teams Player of the Week – Week 7

Diet Pepsi NFL Rookie of the Week – Week 4

FedEx Ground Player of the Week – Week 4

CB ASANTE SAMUEL

AFC Defensive Player of the Week – Week 12

DL RICHARD SEYMOUR

AFC Pro Bowl



THREE-TIME SUPER BOWL CHAMPIONS





TEAM NEWS & NOTES

TWO-MINUTE NIL

The Patriots allowed opponents to score just 23 points in the final two minutes of halves this season, a mark that ranked as the lowest total in the NFL. The Patriots allowed two touchdowns and three field goals in the final two minutes of the first half and no points in the final two minutes of a game.

FEWEST PTS ALLOWED / FINAL TWO MINUTES OF HALVES

Team	Gms	Pts	1st Half	2nd Half
New England Patriots	16	23	23	0
Washington Redskins	16	24	18	6
Cleveland Browns	16	26	16	10
Chicago Bears	16	32	22	10
Atlanta Falcons	16	33	33	0
Green Bay Packers	16	33	30	3

TURNOVER TIME

The Patriots recorded 35 takeaways in 2006, a mark that ranked fourth in the NFL. New England committed 27 turnovers, and its plus-8 turnover differential was tied with Chicago for fourth in the NFL. Last season, the Patriots had a minus-6 turnover differential.

2006 NFL TAKEAWAY LEADERS

Team	Takeaways	INT	FR
Chicago Bears	44	24	20
Baltimore Ravens	40	28	12
Minnesota Vikings	36	21	15
New England Patriots	35	22	13
Arizona Cardinals	33	16	17
Green Bay Packers	33	23	10

SCORING SUCCESS

New England finished the 2006 season ranked fourth in the NFL in scoring differential. The Patriots scored 148 more points than their opponents – an average of more than nine more points per game.

2006 SCORING DIFFERENTIAL LEADERS

Team	PF	PA	Differential
San Diego Chargers	492	303	+189
Chicago Bears	427	255	+172
Baltimore Ravens	353	201	+152
New England Patriots	385	237	+148
Jacksonville Jaguars	371	274	+97
New Orleans Saints	413	322	+91

AERIAL ACUMEN

The Patriots led the league in passer rating while inside their opponents' 30-yard line, while also allowing their opponents the lowest passer rating in the NFL while they were inside the Patriots' 30-yard line. New England completed 62.5 percent of its passes for 21 touchdowns and just one interception inside the 30, while Patriots opponents completed just 46.1 percent of their passes for only four touchdowns and four interceptions while inside the 30-yard line.

2006 TOP PASSER RATING INSIDE 30-YARD LINE

Offense	Att	Cmp	Pct.	Yds	TD	INT	Rating
NE	128	80	.625	617	21	1	110.6
SD	85	53	.624	413	16	1	109.0
DEN	81	49	.605	426	14	1	108.8
PHI	98	58	.592	483	18	1	107.3
STL	138	81	.587	582	22	1	105.1

2006 LOWEST OPPONENT PASSER RATING INSIDE 30-YARD LINE

Defense	Att	Cmp	Pct.	Yds	TD	INT	Rating
NE	89	41	.461	300	4	4	50.8
BAL	80	33	.413	303	8	4	64.7
ATL	106	53	.500	402	12	6	73.7
GB	110	52	.473	402	14	5	77.3
JAX	80	39	.488	295	6	1	78.2

FOURTH DOWN DOMINANCE

The Patriots led the NFL in fourth down conversion percentage on both sides of the ball in 2006, converting 80.0 percent of their fourth-down opportunities while allowing opponents to convert on fourth down just 27.3 percent of the time.

2006 FOURTH-DOWN OFFENSE LEADERS

Offense	Conversions	Attempts	Pct.
New England Patriots	16	20	80.0
Baltimore Ravens	8	11	72.7
Minnesota Vikings	15	21	71.4
Chicago Bears	9	13	69.2
Houston Texans	9	13	69.2

2006 FOURTH-DOWN DEFENSE LEADERS

Defense	Conv. Allowed	Attempts	Pct.
New England Patriots	3	11	27.3
Jacksonville Jaguars	4	14	28.6
St. Louis Rams	2	6	33.3
San Diego Chargers	6	17	35.3
Denver Broncos	5	14	35.7

NO PASSING ZONE

New England allowed its opponents to compile a cumulative passer rating of 66.1 this season, a mark that was the second lowest in the NFL. Patriots opponents completed 56.8 percent of their passes and threw just 10 touchdown passes – the fewest surrendered by an NFL team in 2006.

2006 LOWEST OPPONENT PASSER RATING

Defense	Att	Cmp	Pct.	Yds	TD	INT	Rating
BAL	509	279	.548	3429	16	28	63.4
NE	518	294	.568	3203	10	22	66.1
CHI	581	328	.565	3388	18	24	66.5
JAX	523	294	.562	3278	12	20	66.8
MIN	599	355	.593	4015	15	21	73.1

FEWEST TD PASSES ALLOWED

2006 NFL SEASON

Team	TD Passes Allowed
New England	10
Jacksonville	12
Denver	13
Minnesota	15
Baltimore	16
Indianapolis	16

FEWEST TD PASSES ALLOWED

PATRIOTS HISTORY

Year	TD Passes Allowed
2006	10
1973	11
2003	11
1979	13
1988	13

The Patriots allowed nine touchdown passes in nine games in the 1982 strike season.

KEEP OUT

The Patriots allowed opposing offenses to score just 21 touchdowns in the 2006 regular season, a mark that tied for the lowest total in the NFL (Baltimore). In total, the Patriots allowed 24 touchdowns, including 21 to opposing offenses and three to opposing special teams units.

2006 FEWEST OFFENSIVE TOUCHDOWNS ALLOWED

Team	Games	TDs
New England Patriots	16	21
Baltimore Ravens	16	21
Minnesota Vikings	16	24
Chicago Bears	16	25



THREE-TIME SUPER BOWL CHAMPIONS





TEAM NEWS & NOTES

TOM ON TURF

Tom Brady has enjoyed significant success on artificial surfaces throughout his career, and the Patriots have won their last 15 games played on artificial surfaces, a streak that dates back to the 2003 season.

- Brady has compiled a career record of 22-1 as a starter in games played on artificial surfaces, including regular season and playoff games. His only loss came at Buffalo (09/07/03).
- In his 23 previous starts on artificial surfaces, Brady has thrown 42 touchdowns and just 19 interceptions.
- On artificial surfaces, Brady has completed 65.3 percent of his passes (471-721), while completing 60.9 percent of his passes on natural grass (1650-2710).
- On artificial surfaces, Brady has compiled a career passer rating of 96.5, compared to an 86.3 career rating on grass.
- On artificial surfaces, Brady has a touchdown-to-interception ratio of 2.2-to-1, compared to a ratio of 1.9-to-1 on grass.
- The Patriots have won their last 15 games on artificial turf.

Tom Brady on Artificial Surfaces (22-1, .957)

(Including Playoffs)

GP/GS	W-L*	A	C	Yd	%	TD	I	Rating
24/23	22-1	721	471	5,456	.653	42	19	96.5

*-W/L record only includes games started

Tom Brady on Natural Grass^ (58-24, .707)

(Including Playoffs)

GP/GS	W-L*	A	C	Yd	%	TD	I	Rating
83/82	58-24	2,710	1,650	18,601	.609	120	64	86.3

*-W/L record only includes games started

^-Includes games played on DD Grassmaster hybrid surfaces (a mixture of natural grass and artificial fibers) in Denver, Philadelphia and Pittsburgh

HOT WHEN IT'S COLD

The Patriots have enjoyed tremendous recent success in cold weather and are 21-3 since 1993 when the kickoff temperature is 34 degrees or less.

- New England has won 16 of its last 18 games when the kickoff temperature has been 34 degrees or colder.
- Since 1993, the Patriots are 21-3 when the temperature is 34 degrees or colder, and 15-1 when it's 30 degrees or colder.
- Tom Brady is 21-2 as a starter when the temperature is less than 40 degrees. His only loss prior to the Colts game on Nov. 5 came in the 2005 regular-season finale against Miami, when Brady started and played in only the first quarter, leaving the game in a 7-7 tie.

PATRIOTS GAMES 34 DEGREES OR COLDER

SINCE 1993 (21-3)

Date	Opp.	Temp	Notes	W/L	Score
01/10/04	TEN*	4	Wind Chill -10	W	17-14
01/23/05	at PIT*	11	Wind Chill -1	W	41-27
12/26/93	IND	19	Wind Chill -1	W	38-0
01/07/06	JAX*	24	Clear and Calm	W	28-3
12/21/96	at NYG	24	Wind Chill 17	W	23-22
01/01/06	MIA	25	Wind Chill 20	L	26-28
01/16/05	IND*	25	Snow	W	20-3
12/14/03	JAX	25	Wind Chill 16	W	27-13
01/19/02	OAK*	25	Snow	W	16-13 ot
12/05/05	NYJ	26	Light Snow	W	16-3
12/10/95	NYJ	26	Wind Chill 12	W	31-28
01/12/97	JAX*	27	Wind Chill 11	W	20-6
12/07/03	MIA	28	Wind Chill 17	W	12-0
12/11/05	at BUF	30	Light Snow	W	35-7
12/26/04	at NYJ	30	Wind Chill 21	W	23-7
12/20/03	at NYJ	30	Wind Chill 20	W	21-16
11/05/06	IND	31	Clear and Calm	L	20-27
12/24/00	MIA	31	Wind Chill 22	L	24-27
01/02/05	SF	32	Wind Chill 27	W	21-7
01/18/04	IND*	32	Light Snow	W	24-14
11/16/03	DAL	33	Cloudy and Calm	W	12-0
11/26/95	at BUF	33	Flurries	W	35-25
12/16/01	at BUF	34	Wind Chill 25	W	12-9 ot
12/12/93	CIN	34	Wind Chill 23	W	7-2

*-playoffs

GIVING THANKS

One of the hallmarks of the Patriots' success over the last five seasons has been saving their best football for the end of the season. Since 2001, the Patriots are 38-7 (.844) in games played on Thanksgiving Day or later, a mark that is by far the best in the NFL. New England has posted a higher winning percentage on Thanksgiving or later (as compared to its pre-Thanksgiving mark) in four of the last five years. The only exception to that trend came in 2004, when the Patriots went 9-1 before the holiday and 8-1 after it en route to the Super Bowl XXXIX title.

PATRIOTS BEFORE AND AFTER THANKSGIVING SINCE 2001

Season	Pre-T'giving	Post-T'giving	Overall
2001	5-5 (.500)	9-0 (1.000)	14-5*
2002	6-5 (.545)	3-2 (.600)^	9-7
2003	9-2 (.818)	8-0 (1.000)	17-2*
2004	9-1 (.900)	8-1 (.889)	17-2*
2005	6-4 (.600)	5-3 (.625)	11-7*
2006	7-3 (.700)	5-1 (.833)	12-4
Totals	42-20 (.667)	38-7 (.844)	80-27

*-Includes Playoffs ^-Includes a game played on Thanksgiving Day

BEST RECORDS IN GAMES PLAYED ON OR AFTER THANKSGIVING SINCE 2001

(Includes Regular-Season and Playoff Games)

Team	W	L	T	Pct.
New England Patriots	38	7	0	.844
Pittsburgh Steelers	33	12	0	.733
Philadelphia Eagles	30	15	0	.667
Green Bay Packers	25	15	0	.625
Miami Dolphins	21	15	0	.583
Seattle Seahawks	23	17	0	.575

TELEVISION RATINGS

Historically, the Patriots have been at or near the top of the weekly television ratings for the 2.4 million homes in the Boston TV market. New England's games have averaged more than a 50 share in each of the last four seasons, meaning that more than half of all televisions that were on during Patriots games were tuned in to the game. The Patriots have had a share of 50 or higher in each of the last eight games. Below is a historical perspective to show the team's popularity in the Boston market.

2006 RATINGS: BOSTON TV MARKET

Date	Opponent	Net.	Boston TV	Rtg / Share
09/10	Buffalo	CBS	WBZ Ch. 4	21.5 / 52
09/17	at N.Y. Jets	CBS	WBZ Ch. 4	25.4 / 50
09/24	Denver	NBC	WHDH Ch. 7	24.3 / 36
10/01	at Cincinnati	CBS	WBZ Ch. 4	26.8 / 48
10/08	Miami	CBS	WBZ Ch. 4	19.7 / 50
10/22	at Buffalo	CBS	WBZ Ch. 4	24.8 / 54
10/30	at Minnesota	ESPN*	WCVB Ch. 5	26.9 / 43
11/05	Indianapolis	NBC	WHDH Ch. 7	32.2 / 49
11/12	N.Y. Jets	CBS	WBZ Ch. 4	29.4 / 57
11/19	at Green Bay	CBS	WBZ Ch. 4	26.2 / 55
11/26	Chicago	FOX	WFXT Ch. 25	34.6 / 58
12/03	Detroit	FOX	WFXT Ch. 25	28.7 / 60
12/10	at Miami	CBS	WBZ Ch. 4	27.4 / 57
12/17	Houston	CBS	WBZ Ch. 4	26.0 / 54
12/24	at Jacksonville	CBS	WBZ Ch. 4	26.7 / 57
12/31	at Tennessee	CBS	WBZ Ch. 4	TBA

*-Rating and Share are a combined figure from both ESPN and WCVB

RATINGS HISTORY

Season	Rating / Share
2006 Regular Season Average	26.7 / 53
2005 Regular Season Average	27.2 / 51
2004 Regular Season Average	31.2 / 56
2003 Regular Season Average	26.8 / 51
2002 Regular Season Average	28.5 / 53
2001 Regular Season Average	24.7 / 48
2005 Postseason Average	38.3 / 60
2004 Postseason Average	48.9 / 70
2003 Postseason Average	47.0 / 72
2001 Postseason Average	47.4 / 73

Note: Each ratings point represents one percent of the 2.4 million homes in the Boston TV market.



THREE-TIME SUPER BOWL CHAMPIONS





TEAM NEWS & NOTES

SNAPSHOTS OF SUCCESS

The Patriots are in the midst of one of the most prosperous periods for any team in NFL history. The recent run of success began with a 29-26 overtime victory against the San Diego Chargers on Oct. 14, 2001, sparking a streak of 79 wins in the Patriots' last 103 games, including the playoffs.

PATRIOTS SUCCESS STREAKS (Including Postseason)

- 6 wins in last 7 games, dating to Nov. 19, 2006 (6-1, .857)
- 12 wins in last 16 games, dating to Sept. 10, 2006 (12-4, .750)
- 19 wins in last 26 games, dating to Nov. 13, 2005 (19-7, .731)
- 34 wins in last 46 games, dating to Nov. 7, 2004 (34-12, .739)
- 55 wins in last 68 games, dating to Oct. 5, 2003 (55-13, .809)
- 63 wins in last 81 games, dating to Nov. 3, 2002 (63-18, .778)
- 75 wins in last 97 games, dating to Nov. 25, 2001 (75-22, .773)
- 79 wins in last 103 games, dating to Oct. 14, 2001 (79-24, .767)

PLAYOFF PERFORMERS

The Patriots are the only team in the NFL to have won at least one playoff game in each of the last three seasons. New England has won four straight AFC East titles, tying the Indianapolis Colts (AFC South) for the NFL's longest streak of consecutive division titles from 2003-06. The Patriots' streaks of four straight division titles and three straight seasons with playoff victories have both set franchise records.

CONSECUTIVE SEASONS W/ PLAYOFF WIN

New England Patriots	3
Pittsburgh Steelers	2
Denver Broncos	1
Washington Redskins	1
Carolina Panthers	1
Seattle Seahawks	1

CONSECUTIVE DIVISION TITLES

New England Patriots	4
Indianapolis Colts	4
Seattle Seahawks	3
Chicago Bears	2

SUSTAINING SUCCESS

The Patriots are the only team in the NFL to have recorded nine or more wins in each of the last six seasons, including 2006. The Patriots have won four AFC East titles in the last five seasons and in 2006 qualified for the playoffs for the fourth consecutive year, setting a franchise record with a fourth consecutive division title.

MOST SEASONS OF 9+ WINS SINCE 2001

New England	6	Miami	4
Indianapolis	5	Green Bay	4
Philadelphia	5	Pittsburgh	4
Denver	5	Seattle	4

BOUNCING BACK

The Patriots recently completed a streak of 57 straight games without back-to-back losses, a run that marked the second longest such streak in NFL history. After dropping two straight games in December, 2002 (a 24-7 loss at Tennessee on Dec. 16 that was followed by a 30-17 loss vs. the New York Jets on Dec. 22), the Patriots did not lose back-to-back games for nearly four years, until falling to Indianapolis 27-20 on Nov. 5, 2006 and following that game with a 17-14 loss to the New York Jets on Nov. 12. During their 57-game streak, the Patriots recorded an 11-0 record in games following a loss.

LONGEST STREAKS WITHOUT CONSECUTIVE LOSSES

(Since 1970 AFL-NFL Merger)

Team	Games	Streak Began*	Streak Ended^
San Francisco 49ers	60	Nov. 12, 1995	Oct. 17, 1999
New England Patriots	57	Dec. 29, 2002	Nov. 12, 2006
Denver Broncos	53	Oct. 24, 1976	Dec. 17, 1979

*-Date of first win following back-to-back losses

^-Date of second straight loss to end streak

ROAD GAME WINNING STREAK

The Patriots won seven straight regular-season road games from Dec. 11, 2005 to Nov. 19, 2006, tying the longest road winning streak in team history. Following their road loss on Nov. 27, 2005 at Kansas City, the Patriots outscored their opponents 222-71 in their seven straight road wins. New England's seven-game road winning streak tied its mark of seven straight road wins that spanned the 2003-04 seasons. That streak was part of New England's 18-game regular-season winning streak, which set an NFL record. **New England won each of its last four road games during the streak by 22 or more points, becoming the first team in NFL history to win four straight road games in the same season by 22 or more points.**

LONGEST ROAD WIN STREAKS / PATRIOTS HISTORY

Wins	Streak Began	Streak Ended
7	Dec. 11, 2005	Nov. 19, 2006
7	Oct. 19, 2003	Oct. 3, 2004
6	Oct. 19, 1986	Dec. 22, 1986
6	Sept. 10, 1976	Nov. 19, 1976

NEW ENGLAND'S ROAD WINNING STREAK

Date	Opponent	W/L	Score	Margin
11/19/06	at Green Bay	W	35-0	+35
10/30/06	at Minnesota	W	31-7	+24
10/22/06	at Buffalo	W	28-6	+22
10/01/06	at Cincinnati	W	38-13	+25
09/17/06	at N.Y. Jets	W	24-17	+7
12/26/05	at N.Y. Jets	W	31-21	+10
12/11/05	at Buffalo	W	35-7	+28

CAPTAINS ELECTED

The Patriots players elected team captains in the week leading up to the season-opening game against Buffalo. For the second straight season, the team elected the following seven players as captains: **QB Tom Brady, WR Troy Brown, LB Tedy Bruschi, S Rodney Harrison, SpT Larry Izzo, DL Richard Seymour and LB Mike Vrabel.** An eighth captain, **TE Daniel Graham,** was added to the group in the first week of December.

O.T. IS THE PLACE TO BE

The Patriots have won eight consecutive overtime games and own the longest overtime winning streak in NFL history, including playoff games.

MOST CONSECUTIVE OVERTIME VICTORIES

Wins	Team	Dates
8*	New England	2000-present
7	Denver	1978-1985
6	Washington	1976-1987
6	Pittsburgh	1994-1997

*-Includes one playoff game

WORKING OVERTIME

The Patriots have won their last eight overtime games (including the playoffs). New England's eight-game overtime winning streak is the longest in NFL history. New England has not lost in overtime since Buffalo won 16-13 at Foxboro Stadium on Nov. 5, 2000. Since that time, the Patriots have won eight straight, including five games in which they scored on their first possession of overtime.

NEW ENGLAND'S OVERTIME STREAK

DATE	OPP	WINNING		DRIVE INFO	FINAL SCORE
		PLAY			
11/23/03	at HST	28-yd FG		9 plays, 76 yds; 3:39	23-20
10/19/03	at MIA	82-yd TD		1-82; 0:12	19-13
12/29/02	vs. MIA+	35-yd FG		7-43; 2:03	27-24
09/22/02	vs. KC+	35-yd FG		9-53; 4:40	41-38
01/19/02	vs. OAK+*	23-yd FG		15-61; 8:29	16-13
12/16/01	at BUF+	23-yd FG		8-75; 3:18	12-9
10/14/01	vs. SD+	44-yd FG		6-51; 2:59	29-26
12/17/00	at BUF	24-yd FG		14-83; 5:56	13-10
11/05/00	vs. BUF	32-yd FG		6-52-2:50	L, 13-16

*playoffs +NE scored on its first possession in overtime



THREE-TIME SUPER BOWL CHAMPIONS





QB TOM BRADY NEWS & NOTES

RECORDING SUCCESS

TOM BRADY has quarterbacked the Patriots to victories in 70 of his 94 career regular-season games, compiling a .745 winning percentage and giving him the best record of any active quarterback in the NFL who has at least two full seasons of starts under his belt. Including his 10-1 record in the playoffs, he is 80-25 (.762) as a starter.



ACTIVE QUARTERBACKS WINNING PERCENTAGE

Minimum 32 Starts, Regular Season Only

Quarterback, Team(s)	W	L	T	Pct.
Tom Brady, NE	70	24	0	.745
Ben Roethlisberger, PIT	29	11	0	.725
Donovan McNabb, PHI	66	32	0	.673
Peyton Manning, IND	92	52	0	.638
Brett Favre, GB	147	90	0	.620
Steve McNair, TEN/BAL	89	58	0	.605
Matt Hasselbeck, SEA	47	33	0	.588
Michael Vick, ATL	38	28	1	.575

TOM BRADY'S RECORD AS A STARTER

	Reg. Season	Playoffs	Total
Overall:	70-24	10-1	80-25
Home:	37-10	5-0	42-10
Road:	33-14	5-1*	38-15*

By Yardage Total

Less than 200:	19-11	3-0	22-11
200-299:	38-11	5-0	43-11
300 or more:	13-2	2-1	15-3

Other Records

Temp. Below 40:	15-2	6-0	21-2
On Artificial Turf	21-1	1-0	22-1
Thanksgiving or later	28-6	10-1	38-7
Leading at Halftime:	53-2	8-0	61-2
Leading after 3 Qtrs:	58-1	7-0	65-1
Overtime:	6-0	1-0	7-0
Final margin <7 pts:	20-4	5-0	25-4
Final margin <4 pts:	11-4	5-0	16-4
Passer rating >100.0:	33-1	4-0	37-1

*-Includes three Super Bowls at neutral sites

COMEBACK KID

TOM BRADY has engineered 23 career game-winning performances to lead his team to a victory from a fourth-quarter deficit or tie. He has accomplished the feat twice in 2006. The performances are the latest addition to a long list of late-game heroics for Brady, who has led three Super Bowl-winning drives.

TOM BRADY'S GAME-WINNING PERFORMANCES

Date	Opp.	Score	Time Remaining	Reg.	Att	Cmp	Yds	TD	Int	Final
12/03/06	DET	13-21	13:07	15	14	101	0	0	0	28-21
11/26/06	CHI	10-10	14:46	7	6	98	1	0	0	17-13
11/13/05	at MIA	15-16	2:53	2	2	76	1	0	0	23-16
10/30/05	BUF	7-16	10:07	4	4	69	0	0	0	21-16
10/09/05	at ATL	28-28	3:52	2	2	17	0	0	0	31-28
09/25/05	at PIT	10-13	14:19	12	12	167	0	0	0	23-20
02/06/05	PHI**	14-14	15:00	4	2	33	0	0	0	24-21
10/03/04	at BUF	17-17	15:00	4	2	8	1	0	0	31-17
02/01/04	CAR**	29-29	1:08	5	4	47	0	0	0	32-29
01/10/04	TEN*	14-14	15:00	11	6	27	0	0	0	17-14
11/30/03	at IND	31-31	10:21	6	3	31	1	0	0	38-34
11/23/03	at HST	13-20	3:11	14	10	133	1	0	0	23-20 ot
11/03/03	at DEN	23-26	2:51	4	5	58	1	0	0	30-26
10/19/03	at MIA	13-13	15:00	10	7	147	1	0	0	19-13 ot
10/05/03	TEN	24-27	4:40	1	1	15	0	0	0	38-30
12/29/02	MIA	13-24	4:59	13	8	69	1	0	0	27-24 ot
11/10/02	at CHI	19-30	5:16	14	9	116	2	0	0	33-30
09/22/02	KC	38-38	0:00	5	4	46	0	0	0	41-38 ot
02/03/02	STL**	17-17	1:21	8	5	53	0	0	0	20-17
01/19/02	OAK*	3-13	15:00	27	20	138	0	0	0	16-13 ot
12/16/01	at BUF	6-9	5:57	13	9	116	0	0	0	12-9 ot
12/02/01	at NYJ	14-16	15:00	7	6	56	0	0	0	17-16
10/14/01	SD	16-26	8:48	18	13	130	1	0	0	29-26 ot

^ - Statistics are from the time noted until the end of the game * Divisional Playoffs ** Super Bowl

PLAYOFF PERFORMER

Tom Brady has thrown just five interceptions in his 11-game playoff career, recording an interception percentage of 1.36 that ranks as the best in NFL history.

NFL PLAYOFF HISTORY / LOWEST INTERCEPTION PCT.

Player	Career	Team	INT%	Gms	INT	Att
Tom Brady	2000-Pres.	NE	1.36	11	5	367
Bart Starr	1956-71	GB	1.41	10	3	213
Phil Simms	1979-93	NYG	2.15	10	6	279

WINNINGEST QUARTERBACK IN TEAM HISTORY

Tom Brady has won more games as a starting quarterback than any other signal caller in Patriots history. He recorded his 76th career win against the Chicago Bears on Nov. 26, 2006 passing Steve Grogan's previous mark of 75 wins.

WINNINGEST PATRIOTS QUARTERBACKS

(Sorted by total wins, includes regular-season and playoff games)

Player	Years	GS	W	L	T	Pct.
Tom Brady	2000-Pres.	105	80	25	0	.762
Steve Grogan	1975-90	138	75	63	0	.543
Drew Bledsoe	1993-2001	129	66	63	0	.512

IRON MAN

Tom Brady has started 105 consecutive games at quarterback for the Patriots, including 94 regular-season games and 11 playoff contests. Brady has the NFL's third longest current consecutive starts streak.

ACTIVE QUARTERBACKS' CONSECUTIVE STARTS STREAKS

Player	Team	Total	Reg.	Post.	Strk Began
Brett Favre	GB	257	237	20	09/27/92
Peyton Manning	IND	153	144	9	09/06/98
Tom Brady	NE	105	94	11	09/30/01
David Carr	HST	50	50	0	12/21/03

CAREER WINNING PERCENTAGE

TOM BRADY is the second winningest quarterback in the Super Bowl Era (since 1966) among signal callers who have made at least 40 starts.

WINNINGEST QUARTERBACKS OF THE SUPER BOWL ERA

Minimum 40 Starts, Regular Season Only

Player	Team	Years	W	L	Pct.
Roger Staubach	DAL	1969-79	85	29	.746
Tom Brady	NE	2000-Pres.	70	24	.745
Joe Montana	SF/KC	1979-94	117	47	.713

CLOSE CALLS

Tom Brady has compiled a 25-4 record as a starter in games where the final margin was less than a touchdown, including a 5-0 postseason record in such games.

TOM BRADY'S RECORD AS A STARTER IN CLOSE GAMES

25-4 in games decided by six points or less

Date	Opp.	Score	Result	Margin
12/24/06	at JAX	24-21	W	+3
11/26/06	CHI	17-13	W	+4
11/12/06	NYJ	14-17	L	-3
09/10/06	BUF	19-17	W	+2
01/01/06	MIA**	26-28	L	-2
10/30/05	BUF	21-16	W	+5
10/09/05	at ATL	31-28	W	+3
09/25/05	at PIT	23-20	W	+3
02/06/05	PHI^	24-21	W	+3
12/20/04	at MIA	28-29	L	-1
10/24/04	NYJ	13-7	W	+6
09/09/04	IND	27-24	W	+3
02/01/04	CAR^	32-29	W	+3
01/10/04	TEN*	17-14	W	+3
12/20/03	at NYJ	21-16	W	+5
11/30/03	at IND	38-34	W	+4
11/23/03	at HST	23-20 ot	W	+3
11/03/03	at DEN	30-26	W	+4
10/26/03	CLE	9-3	W	+6
10/19/03	at MIA	19-13 ot	W	+6
09/28/03	at WAS	17-20	L	-3
12/29/02	MIA	27-24 ot	W	+3
11/10/02	at CHI	33-30	W	+3
09/22/02	KC	41-38 ot	W	+3
02/03/02	STL^	20-17	W	+3
01/19/02	OAK*	16-13 ot	W	+3
12/16/01	at BUF	12-9	W	+3
12/02/01	at NYJ	17-16	W	+1
10/14/01	SD	29-26 ot	W	+3

^ - Super Bowl

^ - Divisional Playoffs

** - Played in only the first quarter



THREE-TIME SUPER BOWL CHAMPIONS





OFFENSE NEWS & NOTES

LEADING MAN

Running back COREY DILLON has compiled the highest career rushing total (11,241 yards) of any running back currently on an active roster. Dillon's yardage total ranks 14th in NFL history, and he is the only NFL player on an active roster to have recorded more than 11,000 career rushing yards.



NFL ACTIVE RUSHING LEADERS

Player	Team(s)	Yrs	Gms	Att	Yds
Corey Dillon	CIN/NE	10	150	2,618	11,241
Tiki Barber	NYG	10	154	2,217	10,449
Edgerrin James	IND/ARZ	8	112	2,525	10,385

Note: New York's Curtis Martin (14,101 yards) and St. Louis' Marshall Faulk (12,279 yards) are both on their teams' reserve/physically unable to perform lists.

MOVING ON UP

COREY DILLON ranks 14th on the NFL's all-time rushing list, passing O.J. Simpson to claim 14th place in the fourth quarter of the regular-season finale at Tennessee on Dec. 31. Dillon needs 111 more yards to pass John Riggins to move into 13th place.

NFL'S ALL-TIME LEADING RUSHERS (By Yards)

Rk	Player	Years	Gms	Att	Yards	TD
1	Emmitt Smith	1990-2004	226	4,409	18,355	164


12	Thurman Thomas	1988-2000	182	2,877	12,074	65
13	John Riggins	1971-1985	174	2,916	11,352	104
14	Corey Dillon	1997-	150	2,618	11,241	80
15	O.J. Simpson	1969-1979	135	2,404	11,236	61
16	Ricky Watters	1992-2001	144	2,622	10,643	78

THE DILLON FACTOR

Since COREY DILLON joined the Patriots prior to the 2004 season, the Patriots have recorded a 35-8 record in the 43 regular season games in which Dillon has appeared, and a 1-4 record in the five games he has missed over that span. Dillon has exceeded the 100-yard mark 11 times in a Patriots uniform while recording 753 rushes for 3,180 yards (4.2 avg). Additionally, Dillon has scored 39 touchdowns (37 rushing, 2 receiving) in 43 regular-season games with the Patriots. In the 25 games in which Dillon has scored a touchdown for New England, the Patriots are 22-3.

TROY BROWN: ALL-TIME LEADING RECEIVER

TROY BROWN is the leading receiver in Patriots history with 557 career receptions for 6,366 yards. Brown passed Stanley Morgan's old record of 534 career receptions on a 5-yard reception in the third quarter against Indianapolis on Nov. 5. Morgan had held the Patriots' receptions record since Nov. 11, 1984, when he recorded his 293rd career reception to pass Gino Cappelletti's then-record of 292 catches. Brown reached the 6,000-yard mark on Sept. 10 against Buffalo, becoming just the second player in team history to record the feat.



PATRIOTS ALL-TIME RECEIVING LEADERS (BY CATCHES)

Rk	Player	Pos.	No	Yds	Avg.	Lg	TD
1	Troy Brown	WR	557	6,366	11.4	82t	31
2	Stanley Morgan	WR	534	10,352	19.4	76t	67
3	Ben Coates	TE	490	5,471	11.2	84t	50

PATRIOTS ALL-TIME RECEIVING LEADERS (BY YARDS)

Rk	Name	No	Yds	Avg	Lg	TD
1	Stanley Morgan	534	10,352	19.4	76t	67
2	Troy Brown	557	6,366	11.4	82t	31
3	Irving Fryar	363	5,726	15.8	80t	38

MR. PATRIOT – TROY BROWN


TROY BROWN is in his 14th season as a Patriot and is tied with three other NFL players for the second longest current tenures with the same team. Additionally, Brown joins just three other Patriots as having played in 14 or more seasons with the franchise – QB Steve Grogan (16 seasons from 1975-90), OT Bruce Armstrong (14 seasons from 1987-2000) and LB Steve Nelson (14 seasons from 1974-86).

LONGEST CURRENT TENURES WITH THE SAME TEAM

Years	Player	Pos.	Team
15	Brett Favre	QB	Green Bay
15	Jason Hanson	K	Detroit
14	Troy Brown	WR	New England
14	Jason Elam	K	Denver
14	Michael Strahan	DE	N.Y. Giants
14	Will Shields	G	Kansas City

CALLING ON CALDWELL

RECHE CALDWELL led the Patriots with a career-high 61 receptions for a career-high 760 yards (11.0 avg) and four touchdowns in 2006. Caldwell's previous career highs were set in 2005 with the San Diego Chargers when he hauled in 28 balls for 352 yards. Caldwell also caught a career-high nine passes against the New York Jets on Nov. 12, and totaled a career-high 134 yards against Tennessee on Dec. 31. Caldwell's 61-catch season marked just the second time in the last four years that a Patriot has recorded 60 or more catches. Besides Caldwell, the only Patriot to exceed 60 catches since the 2003 season was Deion Branch (78, 2005).



PATRIOTS TOP SINGLE-SEASON RECEPTION TOTALS, 2003-06

Player	Year	Catches
Deion Branch	2005	78
Reche Caldwell	2006	61
David Givens	2005	59
Deion Branch	2003	57

CATCHIN' KEVIN

KEVIN FAULK is the Patriots' all-time leader in receptions by a running back, totaling 276 career receptions, including 43 this season, a total that ranks third on the team. His receiving total places eighth on the Patriots' overall receptions list.

RECEPTIONS BY PATRIOTS RUNNING BACKS

Player	Years	Rec.
1. Kevin Faulk	1999-	276
2. Tony Collins	1981-87	261
3. Sam Cunningham	1973-79,81-82	210

BIG BENJAMIN

Tight end BENJAMIN WATSON finished second among Patriots receivers with 49 catches for 643 yards (13.1 avg.) and three touchdowns this season. His 49 catches and 643 yards represent career-high marks, topping his 29 receptions and 441 yards in 2005. Watson set single-game career-highs with seven receptions and 95 receiving yards against the Vikings on Oct. 30.

ROOKIE RUSHERS

LAURENCE MARONEY finished third among all NFL rookies with 745 rushing yards despite missing two games in 2006. He also scored six touchdowns on 175 carries.

2006 NFL ROOKIE RUSHING LEADERS

Player	Team	Att	Yds	Avg	Lg	TD
Joseph Addai	IND	226	1,081	4.8	41	7
Maurice Jones-Drew	JAX	166	941	5.7	74t	13
Laurence Maroney	NE	175	745	4.3	41	6
Mike Bell	DEN	157	677	4.3	48	8



THREE-TIME SUPER BOWL CHAMPIONS





DEFENSE/SP. TEAMS NEWS & NOTES

SAMUEL TOPS IN PICKS

ASANTE SAMUEL tied for the NFL lead with a career-high 10 interceptions this season. He became the second Patriot in team history to record 10 or more interceptions in a single season, and his 2006 total ranks as the second highest in franchise history, trailing only Ron Hall's 11 interceptions for the Boston Patriots in 1964. Samuel had three multiple-interception games this season and set a single-game career-high with three interceptions against Chicago on Nov. 26, becoming the first Patriot to record three interceptions in a regular-season game since Roland James on Oct. 23, 1983.



PATRIOTS SINGLE-SEASON INTERCEPTION LEADERS

Player	Pos.	Year	Int
Ron Hall	DB	1964	11
Asante Samuel	CB	2006	10
Ty Law	CB	1998	9
Ronnie Lippett	DB	1986	8
Mike Haynes	CB	1976	8
Bob Suci	DB	1963	8

2006 NFL INTERCEPTION LEADERS

Player	Team	Gms	Int.	Yds	Avg.	Lg	TD
Champ Bailey	DEN	16	10	162	16.2	70t	1
Asante Samuel	NE	15	10	120	12	33	0
Nnamdi Asomugha	OAK	15	8	59	7.4	24t	1
Walt Harris	SF	15	8	84	10.5	42	1
Rashean Mathis	JAX	16	8	146	18.3	55	0
Charles Woodson	GB	16	8	61	7.6	23t	1

ABLE VRABEL

In proving to be one of the NFL's most versatile players, linebacker MIKE VRABEL has made important contributions for the Patriots on offense and defense. Vrabel has recorded eight career receptions, all resulting in touchdowns. He scored four touchdowns for the Patriots last season – three on offense and one on defense. Vrabel recorded a career-high two touchdown catches against the N.Y. Jets on Dec. 26, 2005.



MIKE VRABEL'S CAREER TOUCHDOWNS

Date	Opponent	Scoring Play	Yds
09/29/02	at San Diego	Reception	1
02/01/04	* Carolina	Reception	1
11/07/04	at St. Louis	Reception	2
01/02/05	San Francisco	Reception	1
02/06/05	^ Philadelphia	Reception	2
09/18/05	at Carolina	Interception Return	24
11/20/05	New Orleans	Reception	1
12/26/05	at N.Y. Jets	Reception	1
12/26/05	at N.Y. Jets	Reception	2

*-Super Bowl XXXVIII ^-Super Bowl XXXIX

STEPHEN GOSTKOWSKI

Rookie kicker STEPHEN GOSTKOWSKI hit 20-of-26 field goals in 2006 (76.9 percent) and connected on 13 of his last 15 boots (86.7 percent) in the regular season. On Nov. 26 against Chicago, Gostkowski booted a 52-yard field goal, which was the longest field goal by a Patriot in Gillette Stadium history and was the longest successful kick for New England in more than four years. Gostkowski's boot was New England's first field goal of 50 yards or longer since Adam Vinatieri nailed a franchise-record 57-yard field goal at Chicago on Nov. 10, 2002. Against Houston on Dec. 17, Gostkowski kicked four field goals, becoming the first Patriot to boot four field goals since Vinatieri did it on Nov. 14, 2004.

SEYMOUR RETURNS TO HAWAII

Defensive lineman RICHARD SEYMOUR was selected to his fifth consecutive Pro Bowl in 2006, becoming the first New England defender since Andre Tippett (1984-88) to earn five straight Pro Bowl nods. He has been picked as one of two starting interior linemen on the 2007 AFC squad. Seymour is the fifth Patriots player to earn as many as five consecutive Pro Bowl selections since the 1970 AFL-NFL merger, joining Tippett, John Hannah (eight straight from 1978-85), Mike Haynes (five straight from 1976-80) and Ben Coates (five straight from 1994-98). Seymour is in his fourth straight season as a defensive captain for the Patriots and this season captained a defense that set the franchise record for fewest points allowed per game.

BRUSCHI LEADING TACKLER

Linebacker TEDY BRUSCHI led the Patriots with 124 tackles (67 solo) in 2006, marking the first time in his 11-year career that he has led the team in tackles. Bruschi had previously finished second on the team in tackles on four occasions – 1999, 2002, 2003 and 2004. Bruschi led the team or tied for the team lead in tackles in seven games in 2006 and notched a career-high 17 tackles against the New York Jets on Nov. 12, 2006.

HARRISON IS ALL-TIME NFL LEADER

RODNEY HARRISON is the NFL's all-time leader in sacks by a defensive back, dating back to when sacks became an official NFL statistic in 1982. Additionally, Harrison is the only player in NFL history to have recorded at least 25 career sacks and at least 30 career interceptions. Harrison currently owns 28.5 career sacks and 32 interceptions in his regular-season career.



NFL ALL-TIME LEADERS: SACKS BY A DEFENSIVE BACK

Player	Pos.	Team(s)	Years	Sacks
Rodney Harrison	S	SD/NE	1994-Present	28.5
Carnell Lake	S	PIT/JAX/BAL	1989-2001	25.0
LeRoy Butler	S	GB	1990-2001	20.5

RETURN MEN

KEVIN FAULK and TROY BROWN are the top two return specialists in Patriots history. Faulk leads the franchise with 4,641 overall return yards, while Brown is close behind with 4,420 overall return yards. Brown is the team's all-time leading punt returner with 2,570 career yards, and Faulk is the club's all-time leading kickoff returner with 3,871 career yards. In addition, Brown is tied with Irving Fryar for the club record with three punts returned for touchdowns.

PATRIOTS ALL-TIME LEADING RETURNERS

Player	Years	Overall		Punt Returns			Kick Ret.		
		Yards	TD	PR	Yds	TD	KR	Yds	TD
Kevin Faulk	1999-	4,641	2	84	770	0	169	3,871	2
Troy Brown	1993-	4,420	3	246	2,570	3	87	1,862	0
Dave Meggett	1995-97	3,999	1	142	1,438	1	105	2,561	0
Carl Garrett	1969-72	2,738	0	43	487	0	92	2,251	0

ROOKIE RETURN SUCCESS

LAURENCE MARONEY finished second in the NFL with a 28.0-yard kickoff return average, trailing only the Jets' Justin Miller. He returned kicks for more than 70 yards in back-to-back weeks, recording a 77-yard return at Minnesota on Oct. 30, just one week after notching a 74-yard return against Buffalo on Oct. 22.

2006 NFL KICKOFF RETURN LEADERS (By Avg.)

Player	Team	KR	Yds	Avg	Lg	TD
Justin Miller	NYJ	46	1304	28.3	103t	2
Laurence Maroney	NE	28	783	28.0	77	0
Maurice Jones-Drew	JAX	31	860	27.7	93t	1
Michael Turner	SD	36	954	26.5	58	0



THREE-TIME SUPER BOWL CHAMPIONS





PATRIOTS IN THE COMMUNITY



August 29 – Charitable Foundation Kickoff Gala

The entire 2006 Patriots team was present at the Kickoff Gala, with both players and coaches mingling with over 800 Patriots fans, who were all present to support the Patriots Charitable Foundation. The annual Ron Burton Patriots Community Service Award was presented to Jarvis Green by Chairman and CEO Robert Kraft (pictured). In total, the event raised hundreds of thousands of dollars for the Patriots Charitable Foundation.



October 10 – Hometown Huddle

Benjamin Watson (pictured), Artrell Hawkins and Patriots Hall of Famer Andre Tippett participated in the 2006 NFL-United Way Hometown Huddle when they visited the Yawkey Boys & Girls Club of Roxbury. The players taught the children a variety of football drills and then led a discussion about positive role models and mentors.



November 5 –Kraft Family Athletic Facility Dedication

The official dedication of the The Kraft Family Athletic Facility at Harry Downes Field in Brookline was held in November. The public football field was restored through a \$400,000 gift from the Robert Kraft Family and a \$200,000 grant from the National Football League. Patriots Chairman & CEO Robert Kraft and Patriots President Jonathan Kraft (pictured) were joined by town officials and local Pop Warner children for a dedication ceremony and sign unveiling. Following the ceremony, the children participated in a football skills clinic. Patriots Cheerleaders and Pat Patriot were also on hand to greet the children.



November 11 – Bill Belichick Make A Wish Visit

Given the opportunity to wish for anything in the world, 14-year-old Aaron Fannie (pictured) of Cedar Park, Texas wished to meet Bill Belichick (pictured). Fannie, who has been diagnosed with Burkitt's Lymphoma, has long admired the coach of the three-time Super Bowl Championship team. During a private meeting in the players dining room prior to the Patriots' game versus the New York Jets, Belichick presented Aaron with an official #1 Patriots jersey with Aaron's name on the back. After meeting Belichick, Aaron, his parents and his younger brother were invited up to the team's trophy room where they were able to take photos with the Patriots' three Super Bowl Championship trophies.



THREE-TIME SUPER BOWL CHAMPIONS





PATRIOTS IN THE COMMUNITY



November 14 – Take A Player to School

Defensive end Richard Seymour (pictured) surprised more than 750 Washington Irving Middle School students when he walked into their school auditorium in November. None of the students realized that their classmate, 7th grader Shaun Toney, would be bringing a Patriots player to school with him that day. As a part of the NFL Take a Player to School sweepstakes, Seymour picked up Toney at home in a limousine and rode with him to school, where Seymour spoke to the students about the importance of education and having positive role models.



December 5 – Shop With A Jock

The Patriots made holiday dreams come true when they gave 25 children from the Yawkey Boys & Girls Club the chance to go on a holiday shopping spree with Patriots players at Bob's Store in Framingham. Ty Warren (pictured) organized the event and nearly 20 of his teammates, were paired with a child that they shopped with for the entire evening. Each child was given \$300 to spend as they wished, courtesy of Warren's "First and Goal" Foundation, the Patriots Charitable Foundation and Bob's Stores.



November 20 – Thanksgiving Basket Giveaway

Eric Alexander, Doug Gabriel, Daniel Graham, Kevin Faulk (pictured), Larry Izzo, Corey Mays, Ty Warren, Benjamin Watson and Gemara Williams helped distribute 200 holiday baskets filled with all the Thanksgiving trimmings to local families in need. Basket recipients were individuals who were enrolled in or had recently graduated from Goodwill's job training programs. Others had children who participate in Goodwill's youth programs.



December 12– Salvation Army Holiday Party

The Patriots welcomed 200 children from local Salvation Army centers to Gillette Stadium for the 14th annual holiday party. Wesly Britt, Artrell Hawkins, Russ Hochstein, Corey Mays, Ty Warren, Gemara Williams, Pierre Woods and Mike Wright visited with the kids, signed autographs, and played holiday games such as Wrap-A-Pat (pictured).



THREE-TIME SUPER BOWL CHAMPIONS





PATRIOTS FOOTBALL NETWORK

The **Patriots Football Network (PFN)** is the full portfolio of media offerings from the three-time Super Bowl Champion New England Patriots. PFN provides Patriots content produced both in-house and with media partners spanning print, television, radio and the Internet.

PATRIOTS ALL ACCESS

Patriots All Access, an Emmy Award-winning one-hour magazine show, airs weekly throughout the season on WCVB-TV Channel 5 in Boston. Indicative of its name, Patriots All Access provides viewers exclusive, behind-the-scenes access and weekly in-depth features on Patriots players and personnel. WCVB's Mike Lynch hosts the program and is joined by head coach Bill Belichick for a weekly chalk talk and by a Patriots player of the week. Another weekly segment takes a look at what Patriots players do off the field. The show also offers game previews, reviews and comprehensive analysis of every Patriots game.



Patriots All Access Saturdays at 7:00 p.m. and Sundays at 10:00 a.m. on **WCVB-TV Channel 5**
Also available 24 hours a day on **Comcast On Demand**

TOTALLY PATRIOTS



Totally Patriots, a youth-oriented football show, is now in its second season, airing each Sunday morning on WCVB, Channel 5 in Boston. The show, hosted by Kerry Connolly, is geared towards young fans and includes a health and fitness segment as well as a weekly football tips feature with Patriots Hall of Fame linebacker Andre Tippett and a current Patriots player. Other features and segments emphasize the importance of an active lifestyle and let young football players hear directly from the pros. Check your local listings for other times and locations.

Totally Patriots Sundays at 11:00 a.m. on **WCVB-TV Channel 5**
Also available 24 hours a day on **Comcast On Demand**

WBCN PATRIOTS ROCK RADIO NETWORK

For the 12th consecutive season, WBCN is proud to be the flagship station for the Patriots Rock Radio Network. Every Patriots game was heard on WBCN (104.1 FM) and its network of 35 stations throughout all six New England states.



FLAGSHIP STATION
WBCN
Boston ★ 104.1 FM



MASSACHUSETTS

WBSM	Fairhaven	1420 AM
WXTK	Cape Cod	95.1 FM
WGAW	Gardner	1340 AM
WSBS	Grt Barrington	860 AM
WPVQ	Greenfield	95.3 FM
WNAW	N. Adams	1230 AM
WBEC	Pittsfield	1420 AM
WSAR	Somerset	1480 AM
WAQY	Springfield	102.1 FM
WWFX	Worcester	100.1 FM

MAINE

WEBB	Augusta	98.5 FM
WWMJ	Bangor	97.7 FM
WBLM	Portland	102.9 FM

CONNECTICUT

WCCC	Hartford	106.9 FM
WXLN	New London	102.3 FM
WINY	Putnam	1350 AM

NEW YORK

WEAV	Plattsburgh	960 AM
------	-------------	--------

NEW HAMPSHIRE

WTPL	Concord	107.7 FM
WSAK	Hampton	102.1 FM
WWHQ	Laconia	101.5 FM
WVRR	Lebanon	101.7 FM
WGAM	Nashua	900 AM
WPQK	N. Conway	103.7 FM
WKBR	Manchester	1250 AM
WSHK	Portsmouth	105.3 FM

RHODE ISLAND

WSKO	Providence	99.7 FM
WSKO	Providence	790 AM

VERMONT

WSNO	Barre	1450 AM
WBTN	Bennington	1370 AM
WKVT	Battleboro	92.7 FM
WXZO	Burlington	96.7 FM
WIKE	Newport	1490 AM
WEXP	Rutland	101.5 FM
WSTJ	St Johnsbury	1340 AM
WMXR	Woodstock	93.9 FM

PATRIOTS FIFTH QUARTER

CBS 4 and its sister station TV 38 team up to broadcast Patriots Fifth Quarter immediately following each game. The show provides instant reaction in studio and at the stadium. Patriots Fifth Quarter also features exclusive live coverage of the Patriots post-game press conferences with Coach Belichick and quarterback Tom Brady.

PATRIOTS.COM

NEWS

Patriots.com features daily updates and exclusive content from the writers of *Patriots Football Weekly*, offering everything from breaking news to player features and the popular "Ask PFW" postings.

VIDEO

The first professional sports team website to offer streaming video has something new for 2006: Patriots TV. Visitors can choose their channel and watch exclusive Patriots content from news to cheerleaders. Patriots.com also features video of every Patriots press conference, including postgame press conferences and Coach Belichick's weekday media updates.

AUDIO

"PFW In Progress," available exclusively on Patriots.com, is a weekly online program that features candid commentary from the writers of *Patriots Football Weekly*. Patriots.com also offers podcasts and streaming audio of every press conference.

PATRIOTS VIDEO NEWS

Updated daily on Patriots On Demand through Comcast

Patriots Video News is available exclusively through Comcast's Patriots On Demand. The daily show provides a mix of on-field news and lighthearted human-interest segments.

PATRIOTS FRIDAY ON ESPN RADIO BOSTON

ESPN Radio Boston has the exclusive rights to broadcast "Patriots Friday" from Gillette Stadium each week during the season. ESPN Boston's Mike Felger hosts the show from 4:00 p.m. to 7:00 p.m. each Friday and will be joined by prominent Patriots Troy Brown, Rosevelt Colvin and Matt Light.

ESPN Radio Boston

890 AM (Boston/Dedham), 1400 AM (Lowell/Lawrence)

Time (Fridays)	Show	Guests
4:00 – 7:00 p.m.	The Mike Felger Show	Troy Brown Matt Light Rosevelt Colvin

PATRIOTS MONDAY ON WEEI

Sports Radio WEEI has the exclusive rights to broadcast "Patriots Monday" from Gillette Stadium every week during the season. The daylong programming lineup offers fans unique access from Bill Belichick, Tom Brady and other star players.

Sports Radio WEEI

850 AM (Boston), 103.7 FM (Providence),
1440 AM (Worcester), 105.5 FM (Springfield)

Time (Mondays)	Show	Guest(s)
6:00 – 10:00 a.m.	Dennis and Callahan	Tom Brady
10:00 a.m. – 2:00 p.m.	Dale and Holley	Stars of the Week
2:00 – 6:00 p.m.	The Big Show	Coach Belichick



THREE-TIME SUPER BOWL CHAMPIONS





2006 OFFENSIVE STATISTICS

WON 12, LOST 4

09/10 W 19-17	Buffalo	68,756
09/17 W 24-17	at New York Jets	77,595
09/24 L 7-17	Denver	68,756
10/01 W 38-13	at Cincinnati	66,035
10/08 W 20-10	Miami	68,756
10/22 W 28-6	at Buffalo	72,180
10/30 W 31-7	at Minnesota	63,819
11/05 L 20-27	Indianapolis	68,756
11/12 L 14-17	New York Jets	68,756
11/19 W 35-0	at Green Bay	70,753
11/26 W 17-13	Chicago	68,756
12/03 W 28-21	Detroit	68,756
12/10 L 0-21	at Miami	74,033
12/17 W 40-7	Houston	68,756
12/24 W 24-21	at Jacksonville	67,164
12/31 W 40-23	at Tennessee	69,143

TOTAL FIRST DOWNS		N.E.	Opp.
Rushing	121	67	330
Passing	181	164	264
Penalty	28	33	
3rd Down: Made/Att	96/226	75/209	
3rd Down Pct.	42.5	35.9	
4th Down: Made/Att	16/20	3/11	
4th Down Pct.	80.0	27.3	
POSSESSION AVG.	31:35	28:25	
TOTAL NET YARDS	5369	4710	
Avg. Per Game	335.6	294.4	
Total Plays	1055	950	
Avg. Per Play	5.1	5.0	
NET YARDS RUSHING	1969	1507	
Avg. Per Game	123.1	94.2	
Total Rushes	499	388	
NET YARDS PASSING	3400	3203	
Avg. Per Game	212.5	200.2	
Sacked/Yards Lost	29/190	44/281	
Gross Yards	3590	3484	
Att./Completions	527/326	518/294	
Completion Pct.	61.9	56.8	
Had Intercepted	12	22	
PUNTS/AVERAGE	69/41.3	79/41.6	
NET PUNTING AVG.	69/34.6	79/34.4	
PENALTIES/YARDS	98/940	102/918	
FUMBLES/BALL LOST	27/15	24/13	
TOUCHDOWNS	46	24	
Rushing	20	11	
Passing	25	10	
Returns	1	3	

* SCORE BY PERIODS	Q1	Q2	Q3	Q4	OT	PTS
TEAM	74	128	73	110	0	385
OPPONENTS	32	74	80	51	0	237

* SCORING	TD-Ru	Pa-Rt	K-PAT	FG	S	PTS
Gostkowski	0	0	0	43/44	20/26	0 103
Dillon	13	13	0	0	0	78
Maroney	7	6	1	0	0	42
Brown	4	0	4	0	0	26
Caldwell	4	0	4	0	0	26
Faulk	3	1	2	0	0	18
Gabriel TM	3	0	3	0	0	18
Jackson	3	0	3	0	0	18
Watson	3	0	3	0	0	18
Graham	2	0	2	0	0	12
Evans	1	0	1	0	0	6
Gaffney	1	0	1	0	0	6
Hobbs	1	0	0	1	0	6
D. Thomas	1	0	1	0	0	6
Warren	0	0	0	0	1	2
TEAM	46	20	25	1	43/44	20/26 1 385
OPPONENTS	24	11	10	3	23/23	22/30 1 237

2-Pt. Conversions: Brown, Caldwell,
TEAM 2-2, OPPONENTS 1-1
SACKS: Colvin 8.5, Green 7.5, Warren 7.5,
Banta-Cain 5.5, Vrabel 4.5, Seymour 4,
Bruschi 1.5, Harrison 1, Sanders 1, Seau 1,
Wilfork 1, Wright 1, TEAM 44, OPPONENTS 29

* PASSING	Att	Cmp	Yds	Cmp%	Yds/Att	TD	TD%	Int	Int%	Long	Sack/Lost	Rating
Brady	516	319	3529	61.8	6.84	24	4.7	12	2.3	62t	26/ 175	87.9
Cassel	8	5	32	62.5	4.00	0	0.0	0	0.0	10	3/ 15	70.8
Testaverde	3	2	29	66.7	9.67	1	33.3	0	0.0	23	0/ 0	137.5
TEAM	527	326	3590	61.9	6.81	25	4.7	12	2.3	62t	29/ 190	88.3
OPPONENTS	518	294	3484	56.8	6.73	10	1.9	22	4.2	83t	44/ 281	66.1

* RUSHING	No.	Yds	Avg	Long	TD
Dillon	199	812	4.1	50	13
Maroney	175	745	4.3	41	6
Faulk	25	123	4.9	11t	1
Evans	27	117	4.3	35	0
Brady	49	102	2.1	22	0
Jackson	4	22	5.5	14	0
Pass	6	21	3.5	6	0
Brown	2	18	9.0	16	0
Kight	1	8	8.0	8	0
Caldwell	1	5	5.0	5	0
Cassel	2	4	2.0	5	0
Testaverde	8	-8	-1.0	-1	0
TEAM	499	1969	3.9	50	20
OPPONENTS	388	1507	3.9	74t	11

* RECEIVING	No.	Yds	Avg	Long	TD
Caldwell	61	760	12.5	62t	4
Watson	49	643	13.1	40	3
Brown	43	384	8.9	23	4
Faulk	43	356	8.3	43t	2
Gabriel TM	25	344	13.8	45	3
Maroney	22	194	8.8	31	1
Graham	21	235	11.2	29	2
Dillon	15	147	9.8	52	0
Jackson	13	152	11.7	35t	3
D. Thomas	11	159	14.5	36	1
Gaffney	11	142	12.9	33	1
Evans	7	34	4.9	11	1
Pass	2	24	12.0	16	0
Childress	2	7	3.5	5	0
Kight	1	9	9.0	9	0
TEAM	326	3590	11.0	62t	25
OPPONENTS	294	3484	11.9	83t	10

* INTERCEPTIONS	No.	Yds	Avg	Long	TD
Samuel	10	120	12.0	33	0
Vrabel	3	0	0.0	2	0
Hobbs	2	79	39.5	70	0
C. Scott	2	32	16.0	32	0
Sanders	1	21	21.0	21	0
Bruschi	1	8	8.0	8	0
Harrison	1	2	2.0	2	0
Hawkins	1	0	0.0	0	0
Seymour	1	0	0.0	0	0
TEAM	22	262	11.9	70	0
OPPONENTS	12	72	6.0	38	0

* PUNTING	No.	Yds	Avg	Net	TB	In	Lg	B
Miller	43	1848	43.0	35.8	7	12	62	0
Walter	16	591	36.9	33.7	0	5	47	0
Sauerbrun	10	408	40.8	30.7	0	2	58	0
TEAM	69	2847	41.3	34.6	7	19	62	0
OPPONENTS	79	3283	41.6	34.4	7	27	61	0

* PUNT RETURNS	Ret	FC	Yds	Avg	Long	TD
Faulk	31	5	330	10.6	43	0
Jackson	3	0	76	25.3	39	0
Brown	2	9	16	8.0	12	0
TEAM	36	14	422	11.7	43	0
OPPONENTS	29	15	322	11.1	81t	2

* KICKOFF RETURNS	No.	Yds	Avg	Long	TD
Maroney	28	783	28.0	77	0
Faulk	17	364	21.4	31	0
Hobbs	10	360	36.0	93t	1
Banta-Cain	2	25	12.5	16	0
Jackson	1	21	21.0	21	0
TEAM	58	1553	26.8	93t	1
OPPONENTS	68	1547	22.8	70	0

* FIELD GOALS	1-19	20-29	30-39	40-49	50+
Gostkowski	0/ 0	10/11	7/10	2/ 4	1/1
TEAM	0/ 0	10/11	7/10	2/ 4	1/1
OPPONENTS	0/ 0	7/ 8	6/ 7	8/12	1/3

Gostkowski: (32G)(20G,29B)(37B)(48N,24G)(35G,31G)() (23G)(49G,36N,26G)(31G,21G)() (52G)(25G,27G)() (36G,32G,31G,21G)(48G,49N)(28G,26G,33N)
OPPONENTS: (53G)(42G)(23G)(40G,45G)(40B,40G,50N)(40G,46G)() (23G,37N,31G,46N)(34G)(44N)(45B,46G,32G)(29G,38G,49G,26G)(35G,33G)() (53N)(25G,23N,27G,27G)



THREE-TIME SUPER BOWL CHAMPIONS





2006 DEFENSIVE STATISTICS

Tackle statistics based on coaches' film review

DEFENSIVE STATISTICS												SP. TEAMS					FUMBLES - LOST (27-15)					
Name	TT	UT	A	S/ YL	QH	Int/	Yds	PD	FF	FR		TT	UT	A	FF	FR	Own					
																		No.	Lost	Rec.	O.B.	
Tedy Bruschi	124	67	57	1.5	6.0	4	1	8	7	-	2	-	-	-	-	-	-	Tom Brady	12	4	1	0
Ty Warren	117	66	51	7.5	45.0	13	-	-	2	1	1	-	-	-	-	-	-	Benjamin Watson	3	1	1	0
Mike Vrabel	101	59	42	4.5	32.5	6	3	0	4	3	1	-	-	-	-	-	-	Reche Caldwell	2	2	1	0
Vince Wilfork	81	46	35	1.0	3.0	4	-	-	1	-	1	-	-	-	-	-	-	Corey Dillon	2	2	0	0
Junior Seau	70	37	33	1.0	9.0	3	-	-	1	-	-	-	-	-	-	-	-	Kevin Faulk	2	1	1	0
Asante Samuel	62	56	6	-	-	-	10	120	24	1	-	-	-	-	-	-	-	Matt Cassel	1	1	0	0
Artrell Hawkins	62	42	20	-	-	1	1	0	3	1	-	15	7	8	1	1	-	Doug Gabriel	1	1	0	0
Rosevelt Colvin	59	45	14	8.5	56.5	26	-	-	3	1	1	-	-	-	-	-	-	Daniel Graham	1	1	0	0
Jarvis Green	57	36	21	7.5	52.5	10	-	-	1	3	1	-	-	-	-	-	-	Laurence Maroney	1	1	0	0
Richard Seymour	51	25	26	4.0	18.0	12	1	0	8	-	1	-	-	-	-	-	-	Patrick Pass	1	1	0	0
Mike Wright	47	32	15	1.0	13.0	2	-	-	-	1	2	7	5	2	-	-	-	Heath Evans	1	0	1	1
Ellis Hobbs	46	38	8	-	-	-	2	79	6	-	1	5	2	3	-	-	-	Dan Koppen	0	0	3	0
Rodney Harrison	46	34	12	1.0	5.0	3	1	2	3	1	1	1	1	0	-	-	-	Russ Hochstein	0	0	1	0
James Sanders	45	30	15	1.0	5.0	2	1	21	1	-	-	5	1	4	-	-	-	Matt Light	0	0	1	0
Chad Scott	44	37	7	-	-	-	2	32	5	-	-	7	4	3	-	-	-	Ryan O'Callaghan	0	0	1	0
Tully Banta-Cain	40	27	13	5.5	35.5	10	-	-	-	1	-	10	5	5	-	-	-	Totals	27	15	11	1
Eugene Wilson	22	19	3	-	-	1	-	-	2	-	-	-	-	-	-	-	-					
Hank Poteat	4	3	1	-	-	-	-	-	1	-	-	1	1	0	-	-	-					
Eric Alexander	4	3	1	-	-	-	-	-	-	-	-	10	6	4	-	-	-					
Don Davis	2	1	1	-	-	-	-	-	-	-	-	8	2	6	-	-	-					
Corey Mays	2	1	1	-	-	-	-	-	-	-	-	9	5	4	-	-	-					
Pierre Woods	2	1	1	-	-	-	-	-	-	-	-	11	6	5	-	-	-					
Ray Mickens	2	0	2	-	-	-	-	-	-	-	-	-	-	-	-	-	-					
Le Kevin Smith	2	0	2	-	-	-	-	-	-	-	-	-	-	-	-	-	-					
Randall Gay	1	1	0	-	-	-	-	-	-	-	-	1	1	0	-	-	-					
Willie Andrews	1	1	0	-	-	-	-	-	-	-	-	15	4	11	-	-	-					
Troy Brown	1	1	0	-	-	-	-	-	-	-	-	-	-	-	-	-	-					
Larry Izzo	1	1	0	-	-	-	-	-	-	-	-	14	7	7	-	-	-					
Guss Scott	1	1	0	-	-	-	-	-	-	-	-	1	0	1	-	-	-					
Rashad Baker	1	0	1	-	-	-	-	-	-	-	-	3	1	2	-	-	-					
Antwain Spann	0	0	0	-	-	-	-	-	-	-	-	6	1	5	-	-	-					
Kelvin Knight	0	0	0	-	-	-	-	-	-	-	-	4	1	3	-	-	-					
Stephen Gostkowski	0	0	0	-	-	-	-	-	-	-	-	3	1	2	-	-	-					
Lonie Paxton	0	0	0	-	-	-	-	-	-	-	-	3	0	3	-	-	-					
David Thomas	0	0	0	-	-	-	-	-	-	-	-	2	1	1	-	-	-					
Chidi Iwuoma	0	0	0	-	-	-	-	-	-	-	-	2	1	1	-	-	-					
Patrick Pass	0	0	0	-	-	-	-	-	-	-	-	1	1	0	-	-	-					
Stephen Neal	0	0	0	-	-	-	-	-	-	-	-	1	1	0	-	-	-					
Heath Evans	0	0	0	-	-	-	-	-	-	-	-	1	0	1	-	-	-					
Ken Walter	0	0	0	-	-	-	-	-	-	-	-	1	0	1	-	-	-					
Kevin Faulk	0	0	0	-	-	-	-	-	-	-	-	0	0	0	-	1	-					
Totals	1098	710	388	44.0	281.0	97	22	262	72	13	12	147	65	82	1	2	-					

BLOCKED KICKS			
	XP	FG	P
Richard Seymour	0	1	0
Mike Wright	0	1	0
Totals	0	2	0

MISC. OFFENSIVE STATS				
	Tkl	Ast	FF	FR
Doug Gabriel	4	0	0	0
Benjamin Watson	3	0	0	0
Kevin Faulk	2	0	0	0
Matt Light	2	0	0	0
Logan Mankins	2	0	0	0
Troy Brown	1	0	0	0
Daniel Graham	1	0	0	0
Chad Jackson	1	0	0	0
Stephen Neal	1	0	0	0
Reche Caldwell	1	0	0	0
Laurence Maroney	1	0	0	0
Totals	19	0	0	0

BLOCKED KICKS			
	XP	FG	P
Richard Seymour	0	1	0
Mike Wright	0	1	0
Totals	0	2	0

MISC. OFFENSIVE STATS				
	TKI	Ast	FF	FR
Doug Gabriel	4	0	0	0
Benjamin Watson	3	0	0	0
Kevin Faulk	2	0	0	0
Matt Light	2	0	0	0
Logan Mankins	2	0	0	0
Troy Brown	1	0	0	0
Daniel Graham	1	0	0	0
Chad Jackson	1	0	0	0
Stephen Neal	1	0	0	0
Reche Caldwell	1	0	0	0
Laurence Maroney	1	0	0	0
Totals	19	0	0	0

KEY	
TT-Total Tackles	Int/Yds-Interceptions/Yards Returned
UT-Unassisted Tackles	PD-Passes Defensed
A-Assisted Tackles	FF-Forced Fumbles
S/YL-Sacks/Yards Lost	FR-Fumble Recoveries
QH-Quarterback Hits	



THREE-TIME SUPER BOWL CHAMPIONS





2006 ALPHABETICAL ROSTER

January 1, 2007

#	NAME	POS	HT	WT	BORN	YR	COLLEGE	H.S. HOMETOWN
52	Alexander, Eric	LB	6-2	240	02/08/82	2	Louisiana State	Port Arthur, Texas
23	Andrews, Willie	DB	5-10	195	11/02/83	R	Baylor	Longview, Texas
32	Baker, Rashad	S	5-10	198	02/22/82	3	Tennessee	Camden, N.J.
95	Banta-Cain, Tully	LB	6-2	250	08/28/80	4	California	Sunnyvale, Calif.
12	Brady, Tom	QB	6-4	225	08/03/77	7	Michigan	San Mateo, Calif.
65	Britt, Wesley	T	6-8	320	11/21/81	1	Alabama	Cullman, Ala.
80	Brown, Troy	WR	5-10	196	07/02/71	14	Marshall	Blackville, S.C.
54	Bruschi, Teddy	LB	6-1	247	06/09/73	11	Arizona	Roseville, Calif.
87	Caldwell, Reche	WR	6-0	210	03/28/79	5	Florida	Tampa, Fla.
16	Cassel, Matt	QB	6-4	225	05/17/82	2	Southern California	Northridge, Calif.
13	Childress, Bam	WR	5-10	185	03/31/82	1	Ohio State	Warrensville Heights, Ohio
59	Colvin, Rosevelt	LB	6-3	250	09/05/77	8	Purdue	Indianapolis, Ind.
28	Dillon, Corey	RB	6-1	225	10/24/74	10	Washington	Seattle, Wash.
44	Evans, Heath	RB	6-0	250	12/30/78	6	Auburn	West Palm Beach, Fla.
33	Faulk, Kevin	RB	5-8	202	06/05/76	8	Louisiana State	Carencro, La.
10	Gaffney, Jabar	WR	6-1	205	12/01/80	5	Florida	Jacksonville, Fla.
3	Gostkowski, Stephen	K	6-1	210	01/28/84	R	Memphis	Madison, Miss.
82	Graham, Daniel	TE	6-3	257	11/16/78	5	Colorado	Denver, Colo.
97	Green, Jarvis	DL	6-3	285	01/12/79	5	Louisiana State	Donaldsonville, La.
37	Harrison, Rodney	S	6-1	220	12/15/72	13	Western Illinois	Chicago, Ill.
25	Hawkins, Artrell	DB	5-10	195	11/24/76	9	Cincinnati	Johnstown, Pa.
91	Hill, Marquise	DE	6-6	300	08/07/82	3	Louisiana State	New Orleans, La.
27	Hobbs, Ellis	CB	5-9	190	05/16/83	2	Iowa State	DeSoto, Texas
71	Hochstein, Russ	G/C	6-4	305	10/07/77	6	Nebraska	Hartington, Neb.
53	Izzo, Larry	LB	5-10	228	09/26/74	11	Rice	Houston, Texas
17	Jackson, Chad	WR	6-1	215	03/06/85	R	Florida	Hoover, Ala.
77	Kaczur, Nick	T	6-4	315	07/28/79	2	Toledo	Brantford, Ontario
67	Koppen, Dan	C	6-2	296	09/12/79	4	Boston College	Whitehall, Pa.
19	Light, Kelvin	WR	6-0	213	07/02/82	1	Florida	Decatur, Ga.
72	Light, Matt	T	6-4	305	06/23/78	6	Purdue	Greenville, Ohio
70	Mankins, Logan	G	6-4	310	03/10/82	2	Fresno State	Catheys Valley, Calif.
39	Maroney, Laurence	RB	5-11	220	02/05/85	R	Minnesota	St. Louis, Mo.
46	Mays, Corey	LB	6-1	245	11/27/83	R	Notre Dame	Chicago, Ill.
38	Mickens, Ray	DB	5-8	180	01/04/73	11	Texas A&M	Address, Texas
64	Mruczkowski, Gene	G/C	6-2	305	06/06/80	4	Purdue	Cleveland, Ohio
61	Neal, Stephen	G	6-4	305	10/09/76	5	Cal State-Bakersfield	San Diego, Calif.
68	O'Callaghan, Ryan	T	6-7	330	07/19/83	R	California	Redding, Calif.
66	Paxton, Lonie	LS	6-2	260	03/13/78	7	Sacramento State	Corona, Calif.
22	Samuel, Asante	CB	5-10	185	01/06/81	4	Central Florida	Ft. Lauderdale, Fla.
36	Sanders, James	S	5-10	210	11/11/83	2	Fresno State	Porterville, Calif.
18	Sauerbrun, Todd	P	5-10	215	01/04/73	12	West Virginia	East Setauket, N.Y.
30	Scott, Chad	DB	6-1	205	09/06/74	10	Maryland	Suitland, Md.
93	Seymour, Richard	DL	6-6	310	10/06/79	6	Georgia	Gadsden, S.C.
90	Smith, Le Kevin	DL	6-1	308	07/21/82	R	Nebraska	Macon, Ga.
31	Spann, Antwain	CB	6-0	190	02/22/83	1	Louisiana-Lafayette	El Camino, Calif.
14	Testaverde, Vinny	QB	6-5	235	11/13/63	20	Miami (Fla.)	Brooklyn, N.Y.
86	Thomas, David	TE	6-3	248	07/05/83	R	Texas	Wolfforth, Texas
50	Vrabel, Mike	LB	6-4	261	08/14/75	10	Ohio State	Akron, Ohio
94	Warren, Ty	DL	6-5	300	02/06/81	4	Texas A&M	Bryan, Texas
84	Watson, Benjamin	TE	6-3	255	12/18/80	3	Georgia	Rock Hill, S.C.
75	Wilfork, Vince	DL	6-2	325	11/04/81	3	Miami (Fla.)	Boynton Beach, Fla.
58	Woods, Pierre	LB	6-5	250	01/06/82	R	Michigan	Cleveland, Ohio
99	Wright, Mike	DL	6-4	295	03/01/82	2	Cincinnati	Cincinnati, Ohio

PRACTICE SQUAD

#	NAME	POS	HT	WT	BORN	YR	COLLEGE	H.S. HOMETOWN
62	Barthelmes, Brian	C	6-6	300	01/28/83	R	Virginia	Parkman, Ohio
5	Baughner, Danny	P	5-10	194	01/24/84	R	Arizona	Phoenix, Ariz.
76	Bubin, Sean	T	6-6	305	01/26/81	1	Illinois	Rantoul, Ill.
85	Kranchick, Matt	TE	6-7	260	12/13/79	2	Penn State	Mercersburg, Pa.
1	Malone, Tom	P	6-0	205	03/29/84	R	Southern California	Lake Elsinore, Calif.
29	Patrick, James	CB	5-11	185	06/04/82	1	Stillman	Tuskegee, Ala.
92	Thomas, Santonio	DL	6-4	305	07/02/81	1	Miami (Fla.)	Belle Glade, Fla.

RESERVE/INJURED LIST

#	NAME	POS	HT	WT	BORN	YR	COLLEGE	H.S. HOMETOWN
51	Davis, Don	LB	6-1	235	12/17/72	11	Kansas	Olathe, Kan.
47	Gardner, Barry	LB	6-1	245	12/13/76	8	Northwestern	Harvey, Ill.
21	Gay, Randall	CB	5-11	190	05/05/82	3	Louisiana State	Brusly, La.
34	Jones, Tebucky	S	6-2	220	10/06/74	9	Syracuse	New Britain, Conn.
8	Miller, Josh	P	6-4	225	07/14/70	11	Arizona	Rockaway, N.Y.
45	Mills, Garrett	TE	6-1	235	10/12/83	R	Tulsa	Jenks, Okla.
24	Mitchell, Mel	S	6-1	225	02/10/79	5	Western Kentucky	Rockledge, Fla.
35	Pass, Patrick	RB	5-10	217	12/31/77	7	Georgia	Tucker, Ga.
55	Seau, Junior	LB	6-3	248	01/19/69	17	Southern California	San Diego, Calif.
15	Walter, Ken	P	6-1	207	08/15/72	9	Kent State	Cleveland, Ohio
42	Williams, Gemara	CB	5-8	180	04/30/83	R	Buffalo	Oak Park, Mich.
26	Wilson, Eugene	DB	5-10	195	08/17/80	4	Illinois	Merrillville, Ind.
74	Yates, Billy	G	6-2	305	04/15/80	3	Texas A&M	Fort Worth, Texas

HEAD COACH: BILL BELICHICK

ASSISTANTS: Joel Collier, Secondary; Brian Daboll, Wide Receivers; Ivan Fears, Running Backs; Pepper Johnson, Defensive Line; Pete Mangurian, Tight Ends; Josh McDaniels, Offensive Coordinator/Quarterbacks; Harold Nash, Assistant Strength and Conditioning; Matt Patricia, Linebackers; Dean Pees, Defensive Coordinator; Dante Scarnecchia, Assistant Head Coach/Offensive Line; Brad Seely, Special Teams; Mike Woicik, Strength and Conditioning.



THREE-TIME SUPER BOWL CHAMPIONS





2006 NUMERICAL ROSTER

January 1, 2007

#	NAME	POS	HT	WT	AGE	YR	COLLEGE	HOW ACQ.	P/S/D/I
3	Stephen Gostkowski	K	6-1	210	22	R	Memphis	D4b-06	16/0/0/0
10	Jabar Gaffney	WR	6-1	205	26	5	Florida	FA-06	11/6/0/0
12	Tom Brady	QB	6-4	225	29	7	Michigan	D6b-00	16/16/0/0
13	Bam Childress	WR	5-10	185	24	1	Ohio State	FA-05	2/0/0/1
14	Vinny Testaverde	QB	6-5	235	43	20	Miami (Fla.)	FA-06	3/0/0/4
16	Matt Cassel	QB	6-4	225	24	2	Southern California	D7a-05	6/0/10/0
17	Chad Jackson	WR	6-1	215	21	R	Florida	D2-06	12/1/0/4
18	Todd Sauerbrun	P	5-10	215	33	12	West Virginia	FA-06	2/0/0/0
19	Kelvin Kight	WR	6-0	213	24	1	Florida	FA-06	4/1/0/0
22	Asante Samuel	CB	5-10	185	25	4	Central Florida	D4b-03	15/15/0/1
23	Willie Andrews	DB	5-10	195	23	R	Baylor	D7-06	15/0/0/1
25	Artrell Hawkins	DB	5-10	195	30	9	Cincinnati	FA (WAS)-05	14/12/0/2
27	Ellis Hobbs	CB	5-9	190	23	2	Iowa State	D3a-05	15/9/0/1
28	Corey Dillon	RB	6-1	225	32	10	Washington	TR (CIN)-04	16/14/0/0
30	Chad Scott	DB	6-1	205	32	10	Maryland	FA (PIT)-05	14/9/0/2
31	Antwain Spann	CB	6-0	190	23	1	Louisiana-Lafayette	FA-06	8/0/0/2
32	Rashad Baker	S	5-10	198	24	3	Tennessee	CW (MIN)-06	5/0/0/3
33	Kevin Faulk	RB	5-8	202	30	8	Louisiana State	D2-99	15/1/0/1
36	James Sanders	S	5-10	210	23	2	Fresno State	D4-05	16/5/0/0
37	Rodney Harrison	S	6-1	220	34	13	Western Illinois	FA (SD)-03	10/10/0/6
38	Ray Mickens	DB	5-8	180	33	11	Texas A&M	FA-06	4/0/0/0
39	Laurence Maroney	RB	5-11	220	21	R	Minnesota	D1-06	14/0/0/2
44	Heath Evans	RB	6-0	250	28	6	Auburn	FA-05	16/3/0/0
46	Corey Mays	LB	6-1	245	23	R	Notre Dame	FA-06	8/0/0/1
50	Mike Vrabel	LB	6-4	261	31	10	Ohio State	UFA (PIT)-01	16/16/0/0
52	Eric Alexander	LB	6-2	240	24	2	Louisiana State	FA-04	14/0/0/2
53	Larry Izzo	LB	5-10	228	32	11	Rice	UFA (MIA)-01	16/0/0/0
54	Tedy Bruschi	LB	6-1	247	33	11	Arizona	D3-96	15/14/0/1
58	Pierre Woods	LB	6-5	250	24	R	Michigan	FA-06	8/0/1/7
59	Rosevelt Colvin	LB	6-3	250	29	8	Purdue	UFA (CHI)-03	16/15/0/0
61	Stephen Neal	G	6-4	305	30	5	Cal State-Bakersfield	FA-01	13/13/0/3
64	Gene Muczkowski	G/C	6-2	305	26	4	Purdue	FA-03	1/0/0/6
65	Wesley Britt	T	6-8	320	25	1	Alabama	FA-06	10/1/2/4
66	Lonie Paxton	LS	6-2	260	28	7	Sacramento State	FA-00	16/0/0/0
67	Dan Koppen	C	6-2	296	27	4	Boston College	D5-03	16/16/0/0
68	Ryan O'Callaghan	T	6-7	330	23	R	California	D5-06	11/6/0/5
70	Logan Mankins	G	6-4	310	24	2	Fresno State	D1-05	16/16/0/0
71	Russ Hochstein	G/C	6-4	305	28	6	Nebraska	FA-03	13/0/0/3
72	Matt Light	T	6-4	305	28	6	Purdue	D2-01	16/16/0/0
75	Vince Wilfork	DL	6-2	325	26	3	Miami (Fla.)	D1a-04	13/13/0/3
77	Nick Kaczur	T	6-4	315	27	2	Toledo	D3b-05	11/9/0/5
80	Troy Brown	WR	5-10	196	35	14	Marshall	D8-93	16/9/0/0
82	Daniel Graham	TE	6-3	257	27	5	Colorado	D1-02	12/11/0/4
84	Benjamin Watson	TE	6-3	255	25	3	Georgia	D1b-04	13/13/0/3
86	David Thomas	TE	6-3	248	23	R	Texas	D3-06	16/3/0/0
87	Reche Caldwell	WR	6-0	210	27	5	Florida	UFA (SD)-06	16/14/0/0
90	Le Kevin Smith	DL	6-1	308	24	R	Nebraska	D6c-06	3/0/2/11
91	Marquise Hill	DE	6-6	300	24	3	Louisiana State	D2-04	4/0/1/10
93	Richard Seymour	DL	6-6	310	27	6	Georgia	D1-01	16/15/0/0
94	Ty Warren	DL	6-5	300	25	4	Texas A&M	D1-03	15/15/0/1
95	Tully Banta-Cain	LB	6-2	250	26	4	California	D7b-03	16/5/0/0
97	Jarvis Green	DL	6-3	285	27	5	Louisiana State	D4b-02	16/4/0/0
99	Mike Wright	DL	6-4	295	24	2	Cincinnati	FA-05	16/3/0/0

PRACTICE SQUAD

#	NAME	POS	HT	WT	AGE	YR	COLLEGE	HOW ACQ.	P/S/D/I
1	Tom Malone	P	6-0	205	22	R	Southern California	FA-06	0/0/0/0
5	Danny Baugher	P	5-10	194	22	R	Arizona	FA-06	0/0/0/0
29	James Patrick	CB	5-11	185	24	1	Stillman	FA-06	0/0/0/0
62	Brian Barthelmes	C	6-6	300	23	R	Virginia	FA-06	0/0/0/0
76	Sean Bubin	T	6-6	305	25	1	Illinois	FA-06	0/0/0/0
85	Matt Kranchick	TE	6-7	260	27	2	Penn State	FA-06	0/0/0/0
92	Santonio Thomas	DL	6-4	305	25	1	Miami (Fla.)	FA-05	0/0/0/0

RESERVE/INJURED LIST

#	NAME	POS	HT	WT	AGE	YR	COLLEGE	HOW ACQ.	INJURY	IR DATE	P/S/D/I
8	Josh Miller	P	6-4	225	36	11	Arizona	FA (PIT)-04	Shoulder	Nov. 24	10/0/0/0
15	Ken Walter	P	6-1	207	34	9	Kent State	FA-06	Knee	Dec. 19	4/0/0/0
21	Randall Gay	CB	5-11	190	25	3	Louisiana State	FA-04	Hamstring	Sept. 27	3/0/0/0
24	Mel Mitchell	S	6-1	225	27	5	Western Kentucky	FA(NO)-06	Arm	Aug. 7	-/-/-/-
26	Eugene Wilson	DB	5-10	195	26	4	Illinois	D2a-03	Hamstring/Groin	Dec. 4	4/4/0/8
34	Tebucky Jones	S	6-2	220	31	9	Syracuse	D1b-98	Leg	Sept. 2	-/-/-/-
35	Patrick Pass	RB	5-10	217	29	7	Georgia	D7b-00	Hamstring	Dec. 13	3/0/0/0
42	Gemara Williams	CB	5-8	180	23	R	Buffalo	FA-06		Sept. 2	-/-/-/-
45	Garrett Mills	TE	6-1	235	23	R	Tulsa	D4a-06	Hip/Thigh	Nov. 14	0/0/0/9
47	Barry Gardner	LB	6-1	245	30	8	Northwestern	FA-06	Leg	Sept. 2	-/-/-/-
51	Don Davis	LB	6-1	235	34	11	Kansas	UFA (STL)-03	Knee	Dec. 9	12/0/0/0
55	Junior Seau	LB	6-3	248	37	17	Southern California	FA-06	Arm	Nov. 27	11/10/0/0
74	Billy Yates	G	6-2	305	25	3	Texas A&M	FA-05	Leg	Nov. 13	4/3/0/0

HEAD COACH: BILL BELICHICK

ASSISTANTS: Joel Collier, Secondary; Brian Daboll, Wide Receivers; Ivan Fears, Running Backs; Pepper Johnson, Defensive Line; Pete Mangurian, Tight Ends; Josh McDaniels, Offensive Coordinator/Quarterbacks; Harold Nash, Assistant Strength and Conditioning; Matt Patricia, Linebackers; Dean Pees, Defensive Coordinator; Dante Scarnecchia, Assistant Head Coach/Offensive Line; Brad Seely, Special Teams; Mike Woicik, Strength and Conditioning. Ages as of Dec. 31, 2006



THREE-TIME SUPER BOWL CHAMPIONS





2006 POSITIONAL ROSTER

January 1, 2007

DEFENSE (25)

DEFENSIVE LINE (7)

97	Green, Jarvis	DL	6-3	285	01/12/79	5	Louisiana State	Donaldsonville, La.
91	Hill, Marquise	DL	6-6	300	08/07/82	3	Louisiana State	New Orleans, La.
93	Seymour, Richard	DL	6-6	310	10/06/79	6	Georgia	Gadsden, S.C.
90	Smith, Le Kevin	DL	6-1	308	07/21/82	R	Nebraska	Macon, Ga.
94	Warren, Ty	DL	6-5	300	02/06/81	4	Texas A&M	Bryan, Texas
75	Wilfork, Vince	DL	6-2	325	11/04/81	3	Miami (Fla.)	Boynton Beach, Fla.
99	Wright, Mike	DL	6-4	295	03/01/82	2	Cincinnati	Cincinnati, Ohio

LINEBACKER (8)

52	Alexander, Eric	LB	6-2	240	02/08/82	2	Louisiana State	Port Arthur, Texas
95	Banta-Cain, Tully	LB	6-2	250	08/28/80	4	California	Sunnyvale, Calif.
54	Bruschi, Tedy	LB	6-1	247	06/09/73	11	Arizona	Roseville, Calif.
59	Colvin, Roosevelt	LB	6-3	250	09/05/77	8	Purdue	Indianapolis, Ind.
53	Izzo, Larry	LB	5-10	228	09/26/74	11	Rice	Houston, Texas
46	Mays, Corey	LB	6-1	245	11/27/83	R	Notre Dame	Chicago, Ill.
50	Vrabel, Mike	LB	6-4	261	08/14/75	10	Ohio State	Akron, Ohio
58	Woods, Pierre	LB	6-5	250	01/06/82	R	Michigan	Cleveland, Ohio

CORNERBACK (6)

23	Andrews, Willie	DB	5-10	195	11/02/83	R	Baylor	Longview, Texas
27	Hobbs, Ellis	CB	5-9	190	05/16/83	2	Iowa State	DeSoto, Texas
22	Samuel, Asante	CB	5-10	185	01/06/81	4	Central Florida	Ft. Lauderdale, Fla.
30	Scott, Chad	DB	6-1	205	09/06/74	10	Maryland	Capitol Heights, Md.
38	Mickens, Ray	DB	5-8	180	01/04/73	11	Texas A&M	Address, Texas
31	Spann, Antwain	CB	6-0	190	02/22/83	1	Louisiana-Lafayette	El Camino, Calif.

SAFETY (4)

32	Baker, Rashad	S	5-10	198	02/22/82	3	Tennessee	Camden, N.J.
37	Harrison, Rodney	S	6-1	220	12/15/72	13	Western Illinois	Chicago, Ill.
25	Hawkins, Artrell	DB	5-10	195	11/24/76	9	Cincinnati	Johnstown, Pa.
36	Sanders, James	S	5-10	210	11/11/83	2	Fresno State	Porterville, Calif.

OFFENSE (25)

OFFENSIVE LINE (9)

65	Britt, Wesley	T	6-8	320	11/21/81	1	Alabama	Cullman, Ala.
71	Hochstein, Russ	G/C	6-4	305	10/07/77	6	Nebraska	Hartington, Neb.
77	Kaczur, Nick	T	6-4	315	07/28/79	2	Toledo	Brantford, Ontario
67	Koppen, Dan	C	6-2	296	09/12/79	4	Boston College	Whitehall, Pa.
72	Light, Matt	T	6-4	305	06/23/78	6	Purdue	Greenville, Ohio
70	Mankins, Logan	G	6-4	310	03/10/82	2	Fresno State	Catheys Valley, Calif.
64	Mruczkowski, Gene	G/C	6-2	305	06/06/80	4	Purdue	Cleveland, Ohio
61	Neal, Stephen	G	6-4	305	10/09/76	5	Cal State-Bakersfield	San Diego, Calif.
68	O'Callaghan, Ryan	T	6-7	330	07/19/83	R	California	Redding, Calif.

QUARTERBACK (3)

12	Brady, Tom	QB	6-4	225	08/03/77	7	Michigan	San Mateo, Calif.
16	Cassel, Matt	QB	6-4	225	05/17/82	2	Southern California	Northridge, Calif.
14	Testaverde, Vinny	QB	6-5	235	11/13/63	20	Miami (Fla.)	Brooklyn, N.Y.

WIDE RECEIVER (6)

80	Brown, Troy	WR	5-10	196	07/02/71	14	Marshall	Blackville, S.C.
87	Caldwell, Reche	WR	6-0	210	03/28/79	5	Florida	Tampa, Fla.
13	Childress, Bam	WR	5-10	185	03/31/82	1	Ohio State	Warrensville Heights, Ohio
10	Gaffney, Jabar	WR	6-1	205	12/01/80	5	Florida	Jacksonville, Fla.
17	Jackson, Chad	WR	6-1	215	03/06/85	R	Florida	Hoover, Ala.
19	Kight, Kelvin	WR	6-0	213	07/02/82	1	Florida	Decatur, Ga.

RUNNING BACK (4)

28	Dillon, Corey	RB	6-1	225	10/24/74	10	Washington	Seattle, Wash.
44	Evans, Heath	RB	6-0	250	12/30/78	6	Auburn	West Palm Beach, Fla.
33	Faulk, Kevin	RB	5-8	202	06/05/76	8	Louisiana State	Carencro, La.
39	Maroney, Laurence	RB	5-11	220	02/05/85	R	Minnesota	St. Louis, Mo.

TIGHT END (3)

82	Graham, Daniel	TE	6-3	257	11/16/78	5	Colorado	Denver, Colo.
86	Thomas, David	TE	6-3	248	07/05/83	R	Texas	Wolfforth, Texas
84	Watson, Benjamin	TE	6-3	255	12/18/80	3	Georgia	Rock Hill, S.C.

SPECIALISTS (3)

SPECIALISTS (3)

3	Gostkowski, Stephen	K	6-1	210	01/28/84	R	Memphis	Madison, Miss.
66	Paxton, Lonie	LS	6-2	260	03/13/78	7	Sacramento State	Corona, Calif.
18	Sauerbrun, Todd	P	5-10	215	01/04/73	12	West Virginia	East Setauket, N.Y.



THREE-TIME SUPER BOWL CHAMPIONS





HOW THE PATRIOTS WERE BUILT

		AS OF JANUARY 1, 2007	WAIVERS (1) / TRADES (1)	ROOKIE AND FIRST-YEAR FREE AGENTS (12)
YEAR	DRAFTEES (27)	VETERAN FREE AGENTS (12)		
1993	Troy Brown (8)			
1994				
1995				
1996	Tedy Bruschi (3)			
1997				
1998				
1999	Kevin Faulk (2)			
2000	Tom Brady (6b)			Lonie Paxton (fa)
2001	Richard Seymour (1) Matt Light (2)	Larry Izzo (fa) (MIA) Mike Vrabel (3) (PIT)		Stephen Neal (fa)
2002	Daniel Graham (1) Jarvis Green (4b)			Russ Hochstein (5)
2003	Ty Warren (1) Asante Samuel (4b) Dan Koppen (5) Tully Banta-Cain (7b)	Rosevelt Colvin (4) (CHI) Rodney Harrison (5) (SD)		Gene Mruczkowski (fa)
2004	Vince Wilfork (1a) Benjamin Watson (1b) Marquise Hill (2)		Corey Dillon (2) (tr-CIN)	Eric Alexander (fa)
2005	Logan Mankins (1) Ellis Hobbs (3a) Nick Kaczur (3b) James Sanders (4) Matt Cassel (7a)	Heath Evans (3) (MIA) Artrell Hawkins (2) (WAS) Chad Scott (1) (PIT)		Wesley Britt (5) Bam Childress (fa) Mike Wright (fa)
2006	Laurence Maroney (1) Chad Jackson (2) David Thomas (3) Stephen Gostkowski (4b) Ryan O'Callaghan (5) Le Kevin Smith (6c) Willie Andrews (7)	Reche Caldwell (2)(SD) Jabar Gaffney (2)(PHI) Ray Mickens (3)(NYJ) Todd Sauerbrun (2)(DEN) Vinny Testaverde (1)(NYJ)	Rashad Baker (fa)(cw-MIN) RESERVE/INJURED(13) Don Davis (fa) (STL) (FA-03) Barry Gardner (2) (NYJ) (FA-06) Randall Gay (fa) (FA-04) Tebucky Jones (1) (MIA) (FA-06) Josh Miller (fa) (PIT) (FA-04) Garrett Mills (4) (D4a-06) Mel Mitchell (5)(NO) (FA-06) Patrick Pass (7)(D7b-06) Junior Seau (1)(MIA) (FA-06) Gemara Williams (fa) (FA-06) Eugene Wilson (2a) (D2a-03) Billy Yates (fa) (MIA) (FA-04) Ken Walter (fa)(SEA)	Kelvin Kight (fa) Corey Mays (fa) Antwain Spann (fa) Pierre Woods (fa)

(#) – indicates round drafted

(fa) – indicates non-drafted free agents



THREE-TIME SUPER BOWL CHAMPIONS





2006 TRANSACTIONS

JULY, 2006

7/11	Willie Andrews	Signed
7/12	Dan Stevenson	Signed
7/18	Garrett Mills	Signed
7/19	Ryan O'Callaghan	Signed
7/20	Jeff Roehl	Waived
7/21	Le Kevin Smith	Signed
7/24	Chad Jackson, David Thomas, Stephen Gostkowski, Jeremy Mincey, and Keon Henry	Signed
	Jon Doty	Waived
7/25	Gemara Williams	Waived
7/27	Chad Brown	Signed
	Laurence Maroney	Signed
	Gene Mruczkowski	Re-signed
	Billy Yates	Re-signed
	Ryan Claridge	Waived
	Kader Drame	Waived
	Bam Childress, Randall Gay, Rodney Harrison, Chad Jackson, Nick Kaczur, Dan Koppen, Patrick Pass, Lonie Paxton, Richard Seymour and Johnathan Sullivan	Placed on PUP list
7/28	Walter Rasby	Signed
	Jarvis Herring	Released
7/31	Eddie Freeman	Signed
	Kelvin Kight	Signed
	Lonie Paxton	Removed from PUP list
	Michael McGrew	Placed on Res./Left Camp list

AUGUST, 2006

8/1	Bam Childress	Removed from PUP list
	Chad Jackson	Removed from PUP list
8/7	Randall Gay, Rodney Harrison, Dan Koppen, Richard Seymour and Johnathan Sullivan	Removed from PUP list
	Mel Mitchell	Placed on Reserve/Injured
	Matt Shelton	Placed on Reserve/Injured
8/8	Eddie Berlin	Signed
	Ross Tucker	Traded to CLV for an undisclosed draft choice
8/12	Gemara Williams	Signed
8/18	Junior Seau	Signed
	Chris Luzar	Signed
	Walter Rasby	Released
8/21	Jon Condo	Released
	Todd Mortensen	Released
	Brandon Gorin	Traded to ARZ for an undisclosed draft choice
8/22	Nick Kaczur	Removed from PUP list
8/23	Martin Gramatica	Released
8/24	Erik Davis	Released
8/29	Brian Barthelmes, Keron Henry, Rich Musinski, Hank Poteat, Freddie Roach and Nick Steitz	Released

SEPTEMBER, 2006

9/1	Patrick Cobbs	Traded to PIT for an undisclosed draft choice
	Monty Beisel, Eddie Berlin, Corey Bramlet, Chad Brown, Vernell Brown, Eddie Freeman, Chris Luzar, Jeremy Mincey, John Stone and Eric Warfield	Released
9/2	Doug Gabriel	Acquired from OAK for an undisclosed draft choice
	Patrick Pass	Placed on Reserve/PUP
	Barry Gardner, Tebucky Jones, Matt Shelton and Gemara Williams	Placed on Reserve/Injured
	Randy Hand, Kelvin Kight, Dan Klecko, Corey Mays, Guss Scott, Antwain Spann, Dan Stevenson, Santonio Thomas and Billy Yates	Released
9/3	Jonathan Smith	Claimed off of Waivers (BUF)
	Bam Childress	Released
	Kelvin Kight, Corey Mays, Antwain Spann, Dan Stevenson, Santonio Thomas and Billy Yates	Signed to practice squad

SEPTEMBER, 2006 (Cont.)

9/4	Bam Childress	Signed to practice squad
9/5	J.T. O'Sullivan	Signed to practice squad
9/10	Bam Childress	Signed to active roster
	Jonathan Smith	Released
9/11	Deion Branch	Traded to SEA for an undisclosed draft choice
9/12	Jonathan Smith	Re-Signed
	Bam Childress	Released
9/13	Bam Childress	Re-Signed to practice squad
9/27	Hank Poteat	Re-Signed
	Randall Gay	Placed on Reserve/Injured
9/30	Antwain Spann	Signed to active roster
	Gene Mruczkowski	Released

OCTOBER, 2006

10/2	Jonathan Smith	Released
	J.T. O'Sullivan	Released from practice squad
10/4	Chidi Iwuoma	Signed
	Sean Bubin	Signed to practice squad
10/9	Jabar Gaffney	Signed
	Hank Poteat	Released
	Johnathan Sullivan	Released
10/10	Danny Baugher	Signed to practice squad
10/21	Billy Yates	Signed to active roster
10/25	Brian Barthelmes	Signed to practice squad
10/31	Chidi Iwuoma	Released
	Brian Barthelmes	Released from practice squad

NOVEMBER, 2006

11/1	James Patrick	Signed to practice squad
11/4	Corey Mays	Signed to active roster
11/7	Rashad Baker	Claimed off of Waivers (MIN)
	Antwain Spann	Released
	Dan Stevenson	Released from practice squad
11/8	Antwain Spann	Re-signed to practice squad
11/13	Billy Yates	Placed on Reserve/Injured
11/14	Vinny Testaverde	Signed
	Gene Mruczkowski	Re-Signed
	Garrett Mills	Placed on Reserve/Injured
11/18	Antwain Spann	Signed to active roster
	Gene Mruczkowski	Released
11/22	Ken Walter	Signed
	Antwain Spann	Released
11/24	Josh Miller	Placed on Reserve/Injured
	Antwain Spann	Re-signed to practice squad
11/25	Patrick Pass	Activated from Reserve/PUP
11/27	Junior Seau	Placed on Reserve/Injured

DECEMBER, 2006

12/2	Gene Mruczkowski	Re-Signed
12/4	Ray Mickens	Signed
	Eugene Wilson	Placed on Reserve/Injured
12/9	Kelvin Kight	Signed to active roster
	Antwain Spann	Signed to active roster
	Don Davis	Placed on Reserve/Injured
	Gene Mruczkowski	Released
12/12	Doug Gabriel	Released
	Justin Phinisee	Signed to practice squad
	Guss Scott	Signed to practice squad
	James Patrick	Released from practice squad
12/13	O.J. Santiago	Signed
	Gene Mruczkowski	Re-Signed
	Patrick Pass	Placed on Reserve/Injured
	Rod Trafford	Signed to practice squad
12/15	O.J. Santiago	Released
	Matt Kranchick	Signed to practice squad
	Rod Trafford	Placed on practice squad
		Reserve/Injured
12/16	Guss Scott	Signed to active roster
12/19	Ken Walter	Placed on Reserve/Injured
	Guss Scott	Released
	Justin Phinisee	Released from practice squad
12/20	James Patrick	Signed to practice squad
	Tom Malone	Signed to practice squad
12/22	Todd Sauerbrun	Signed
12/23	Bam Childress	Signed to active roster



THREE-TIME SUPER BOWL CHAMPIONS





UNOFFICIAL 2006 DEPTH CHART

Unofficial depth chart compiled by Patriots Media Relations, January 1, 2007

OFFENSE

WR: 87 Reche Caldwell	10 Jabar Gaffney	<u>19 Kelvin Kight</u>
LT: 72 Matt Light	<u>65 Wesley Britt*</u>	
LG: 70 Logan Mankins	71 Russ Hochstein	
C: 67 Dan Koppen	64 Gene Mruczkowski*	
RG: 61 Stephen Neal	71 Russ Hochstein	
RT: 77 Nick Kaczur	<u>68 Ryan O'Callaghan</u>	
TE: 82 Daniel Graham	84 Benjamin Watson*	<u>86 David Thomas</u>
WR: 80 Troy Brown	<u>17 Chad Jackson</u>	<u>13 Bam Childress*</u>
QB: 12 Tom Brady	16 Matt Cassel	14 Vinny Testaverde
RB: 28 Corey Dillon	<u>39 Laurence Maroney</u>	33 Kevin Faulk*
FB: 44 Heath Evans		

DEFENSE

LE: 94 Ty Warren	91 Marquise Hill	
NT: 99 Mike Wright	75 Vince Wilfork*	<u>90 Le Kevin Smith</u>
RE: 93 Richard Seymour	97 Jarvis Green	
OLB: 59 Roosevelt Colvin	<u>58 Pierre Woods</u>	
ILB: 54 Tedy Bruschi	53 Larry Izzo	
ILB: 50 Mike Vrabel	<u>46 Corey Mays</u>	
OLB: 95 Tully Banta-Cain	52 Eric Alexander	
LCB: 22 Asante Samuel	38 Ray Mickens	<u>31 Antwain Spann</u>
RCB: 27 Ellis Hobbs	30 Chad Scott*	<u>23 Willie Andrews</u>
SS: 37 Rodney Harrison	36 James Sanders	
FS: 25 Artrell Hawkins	32 Rashad Baker	

SPECIAL TEAMS

K: <u>3 Stephen Gostkowski</u>	18 Todd Sauerbrun	
P: 18 Todd Sauerbrun	<u>3 Stephen Gostkowski</u>	
H: 16 Matt Cassel	18 Todd Sauerbrun	
PR: 33 Kevin Faulk*	80 Troy Brown	<u>17 Chad Jackson</u>
KR: 27 Ellis Hobbs	<u>39 Laurence Maroney</u>	33 Kevin Faulk*
LS: 66 Lonie Paxton	71 Russ Hochstein	

Rookie and first-year players are underlined
Asterisk (*) denotes player was inactive for the last game.

PATRIOTS PRONUNCIATION GUIDE

Reche Caldwell.....REE-shay	Nick Kaczur.....KÄ-zur
Matt Cassel.....CASTLE	Dan Koppen.....COPE-en
Stephen Gostkowski.....gust-OW-ski	Gene Mruczkowski.....merch-COW-ski
Russ Hochstein.....HOKE-stine	Ryan O'Callaghan.....O'Callahan (silent "g")
	Le Kevin Smith.....Lee • KEE-vin



THREE-TIME SUPER BOWL CHAMPIONS





INSIDE THE NUMBERS

THE KRAFT ERA

142

The number of regular-season and playoff victories the Patriots have earned since Robert Kraft purchased the team in 1994.

That mark is the highest total in the NFL over that span.

.628

The Patriots' NFL-best winning percentage in regular-season and playoff games since Robert Kraft bought the team in 1994. The team has recorded a 142-84 record in that span after going 19-61 in the four years prior (1990-93).

4

The number of times the Patriots have appeared in the Super Bowl since Robert Kraft bought the team in 1994. No other team has made more than two Super Bowl appearances in that span.

13

The number of playoff games the Patriots have won since Robert Kraft bought the team in 1994. That mark leads the NFL over that span (Pittsburgh, 12).

79-33

The Patriots' record at home since 1994, including regular-season and postseason games, a winning percentage of .705.

7

The number of AFC East titles the Patriots have won since 1996. No other NFL team has won more than five division titles over that span.

6

The number of consecutive seasons in which the Patriots have won nine or more games, a mark that represents the longest current streak in the NFL.

137

The number of consecutive regular-season, preseason and playoff games that have been sold out in Foxborough. The streak began with the 1994 season opener and includes this week's game.

276

The number of consecutive Patriots games that have been televised locally.

SOLID DEFENSE

14.81

The number of points per game the Patriots allowed in the 2006 regular season, a total that set a new franchise record.

237

The number of points allowed by the Patriots in the 2006 regular season, a total that set a club record for the fewest in a 16-game season. The total beat the old record of 238 points (2003) by just a single point.

2

The Patriots' ranking in points allowed per game this season, trailing only the Baltimore Ravens (12.56 ppg).

8

The number of seasons, including 2006, in which Bill Belichick's defenses have finished among the top two NFL teams in fewest points allowed per game since he first became a defensive coordinator in 1985.

23

The number of points the Patriots defense allowed in the final two minutes of either the first or second half in the 2006 regular season. The mark led the NFL.

10

The number of passing touchdowns the Patriots defense allowed in 2006. The mark was the best in the NFL and set a franchise record for fewest passing touchdowns allowed.

21

The number of offensive touchdowns the Patriots allowed this season, tying them for the NFL lead.

PLAYOFF PROFICIENCY

17-11

The Patriots' overall franchise playoff record. Their .607 winning percentage ranks third in NFL history among teams that have played at least 10 playoff games, trailing only Green Bay (.632) and Pittsburgh (.609).

10-1

The Patriots' playoff record since 2001.

8-1

The Patriots' all-time playoff record at home.

4-1

The Patriots' playoff record against divisional opponents.

10

The number of consecutive playoff games won by the Patriots from 2001-05, a mark that set the all-time NFL record in that category.

1978

The last season in which the Patriots lost a home playoff game, a 31-14 decision to the Houston Oilers at Schaefer Stadium on Dec. 31, 1978.

JETS SERIES

9-2

Tom Brady's career record as a starter against the New York Jets.

7

The number of consecutive victories the Patriots had recorded over the Jets until New York snapped the string with a 17-14 victory at Gillette Stadium in the teams' last meeting on Nov. 12, 2006.

95

The number of times the Patriots and Jets will have played following this week's matchup. The Jets will take over as the Patriots' most frequent opponent, passing the Buffalo Bills (94 meetings).

BEST IN THE EAST

4

The number of consecutive AFC East titles the Patriots have won, tying the record for consecutive titles in that division.

29-9

The Patriots' record against AFC East teams since 2001, the best divisional mark in the NFL over that span.

FOURTH DOWN DOMINANCE

80.0

The Patriots' NFL-best fourth-down conversion percentage in 2006. New England led the NFL by converting 16-of-20 fourth-down opportunities.

27.3

The percentage at which Patriots opponents converted on fourth-down opportunities in 2006. New England's defense led the NFL by allowing opponents to convert just 3-of-11 fourth-down attempts.

PASSING PERFECTION

110.6

The Patriots' NFL-best passer rating inside the 30-yard line this season. New England completed 62.5 percent of its passes for 21 touchdowns and just one interception while inside the 30.

50.8

Patriots opponents' passer rating inside the 30-yard line this season. New England's defense led the NFL in that category, allowing opponents just four passing touchdowns and a meager 46.1 percent completion rate.



THREE-TIME SUPER BOWL CHAMPIONS





2006 STATS PACK

2006 New England Patriots
Postseason Media Guide

Updated Jan. 1, 2007





NEW ENGLAND PATRIOTS 2006 STATS PACK
PATRIOTS REGULAR SEASON RECORD WHEN ...

	1994		1995		1996		1997		1998		1999		2000		2001		2002		2003		2004		2005		2006		Total	
	W	L	W	L	W	L	W	L	W	L	W	L	W	L	W	L	W	L	W	L	W	L	W	L	W	L	W	L
Overall Record	10	6	6	10	11	5	10	6	9	7	8	8	5	11	11	5	9	7	14	2	14	2	10	6	12	4	129	79
Home	5	3	3	5	6	2	6	2	6	2	5	3	3	5	6	2	5	3	8	0	8	0	5	3	5	3	71	33
Away	5	3	3	5	5	3	4	4	3	5	3	5	2	6	5	3	4	4	6	2	6	2	5	3	7	1	58	46
By Month																												
August	0	0	0	0	0	0	1	0	0	0	0	0	0	0	0	0	0	0	0	0	0	0	0	0	0	0	1	0
September	2	2	1	2	2	2	3	0	2	1	3	0	0	4	1	2	3	1	2	2	2	0	2	1	2	1	25	18
October	1	3	1	4	3	1	1	3	2	2	3	2	2	2	2	2	0	3	4	0	4	1	2	2	4	0	29	25
November	3	1	3	1	3	1	3	2	3	2	0	3	1	3	3	1	4	1	4	0	4	0	2	2	2	2	35	19
December	4	0	1	3	3	1	2	1	2	2	1	3	2	2	4	0	2	2	4	0	3	1	4	0	4	1	36	16
January	0	0	0	0	0	0	0	0	0	0	1	0	0	0	1	0	0	0	0	0	1	0	0	1	0	0	3	1
vs. AFC	6	6	6	6	9	3	9	3	7	5	5	7	5	7	8	4	6	6	9	1	10	2	7	5	8	4	95	59
East	4	4	5	3	6	2	7	1	4	4	2	6	2	6	6	2	4	2	5	1	5	1	5	1	4	2	59	35
Central	1	1	1	1	2	0	1	1	2	0	2	0	1	1	1	1											11	5
West	1	1	0	2	1	1	1	1	1	1	1	1	2	0	1	1	1	3	1	0	1	0	1	3	0	1	12	15
North																	1	0	1	0	3	1	1	0	1	0	7	1
South																	0	1	4	0	1	0	0	1	3	1	8	3
vs. NFC	4	0	0	4	2	2	1	3	2	2	3	1	0	4	3	1	3	1	3	1	4	0	3	1	4	0	32	20
East	0	0	0	0	2	2	0	0	0	0	0	3	1	0	0	0	0	0	3	1	0	0	0	0	0	0	8	4
Central	4	0	0	0	0	0	1	3	0	0	0	0	0	4	0	0											5	7
West	0	0	0	4	0	0	0	0	2	2	0	0	0	0	3	1	0	0	0	0	4	0	0	0	0	0	9	7
North																	3	1	0	0	0	0	0	0	4	0	7	1
South																	0	0	0	0	0	0	3	1	0	0	3	1
Playing Conditions																												
On Grass	6	5	4	7	8	3	8	4	6	4	7	5	4	9	8	5	6	7	12	1	11	2	7	6	5	4	92	62
On Artificial Turf	4	1	2	3	3	2	2	2	3	3	1	3	1	2	3	0	3	0	2	1	3	0	3	0	7	0	37	17
Outdoors	8	6	6	8	10	5	9	5	7	6	8	7	5	9	9	5	8	7	12	2	13	2	9	6	11	4	115	72
Indoors	2	0	0	2	1	0	1	1	2	1	0	1	0	2	2	0	1	0	2	0	1	0	1	0	1	0	14	7
Win Opening Coin Toss	7	2	3	6	8	4	5	2	3	2	6	5	4	4	5	2	6	5	5	0	7	1	4	4	7	3	70	40
Lose Opening Coin Toss	3	4	3	4	3	1	5	4	6	5	2	3	1	7	6	3	3	2	9	2	7	1	6	2	5	1	59	39
Win OT Coin Toss	1	0	0	0	1	0	1	0	0	0	0	1	0	1	0	0	2	0	0	0	0	0	0	0	0	0	5	2
Lose OT Coin Toss	0	0	0	1	0	0	0	1	0	1	0	0	1	0	2	0	0	0	2	0	0	0	0	0	0	0	5	3
Scoring First	5	3	4	5	8	3	8	1	7	0	4	3	5	4	9	4	6	3	9	1	13	2	7	2	9	1	94	32
Opponent Scores First	5	3	2	5	3	2	5	2	7	4	5	0	7	2	1	3	4	5	1	1	0	3	4	3	3		35	47
Leading at the Half	3	2	2	8	1	9	2	6	1	4	2	2	3	10	1	6	0	9	0	10	1	6	0	11	0		86	15
Tied at the Half	3	0	2	0	1	1	0	0	1	0	1	2	3	2	0	2	1	1	2	0	3	0	0	1	0	0	17	9
Trailing at the Half	4	4	2	8	2	3	1	4	2	6	3	4	0	6	1	2	2	6	3	2	1	1	4	5	1	4	26	55
Leading After 3 Qtrs	7	1	3	0	9	0	9	2	6	1	7	1	2	3	10	0	6	0	11	0	13	1	8	0	10	0	101	9
Tied after 3 Qtrs	0	0	1	3	0	1	1	0	1	1	0	1	1	0	0	0	1	1	2	0	1	0	0	0	0	0	8	7
Trailing after 3 Qtrs	3	5	2	7	2	4	0	4	2	5	1	6	2	8	1	5	2	6	1	2	0	1	2	6	2	4	20	63
In Overtime	1	0	0	1	1	0	1	1	0	1	0	1	1	1	2	0	2	0	2	0	0	0	0	0	0	0	10	5
Outcomes of 7 pts or less	6	5	2	3	4	3	5	3	5	3	5	5	3	8	4	3	4	2	7	1	3	1	5	1	5	2	58	40
Outcomes of 3 pts or less	3	1	2	2	3	0	4	1	3	2	4	3	2	3	3	0	3	0	1	1	1	1	2	1	2	1	33	16
Patriots Outgain Opposition	9	3	4	1	7	2	6	2	7	1	6	4	0	2	6	1	6	1	7	1	9	1	7	1	11	1	85	21
Patriots Out-Rush Opposition	4	0	6	3	6	3	6	2	5	1	4	1	3	2	6	1	4	0	9	1	11	1	6	1	9	2	79	18
Patriots Out-Pass Opposition	10	3	4	3	5	3	5	4	7	1	6	5	1	6	4	2	6	3	7	1	8	0	7	1	6	1	76	33
+ Turnover Margin	5	0	4	0	6	1	7	0	5	3	4	1	5	4	7	1	6	1	10	0	9	0	5	0	8	0	81	11
- Turnover Margin	2	4	0	8	3	3	1	4	3	2	2	5	0	5	3	3	2	5	3	2	2	2	2	5	3	3	26	51
Even Turnover Margin	3	2	2	2	2	1	2	2	1	2	2	2	0	2	1	1	1	1	1	0	3	0	3	1	1	1	22	17
With 100-yard Rusher	0	0	6	3	1	1	2	1	2	2	1	1	0	0	4	0	1	0	1	0	8	1	2	0	1	0	29	9
With 300-yard Passer	3	3	1	1	4	0	2	1	4	0	3	3	0	1	1	0	2	1	2	0	2	0	4	0	1	1	29	11
With 100-yard Receiver	5	3	3	2	2	0	1	3	6	1	4	3	3	1	2	1	3	2	4	0	6	0	3	0	2	0	44	16
Opponent 100-yard Rusher	1	5	0	2	3	2	1	2	3	3	1	3	0	2	2	3	2	6	1	0	2	1	1	5	2	2	19	36
Opponent 300-yard Passer	1	2	1	1	2	0	2	1	1	0	1	0	3	0	3	1	2	0	2	0	2	0	2	2	2	1	24	8
Opponent 100-yard Receiver	1	3	2	2	3	2	3	2	3	1	5	2	3	3	3	3	1	1	1	0	7	0	5	3	3	3	40	25



NEW ENGLAND PATRIOTS 2006 STATS PACK

WEEK-BY-WEEK NFL/AFC RANKINGS

Week	NFL RANKINGS						AFC RANKINGS					
	<u>Offense</u>			<u>Defense</u>			<u>Offense</u>			<u>Defense</u>		
	Total	Rush	Pass	Total	Rush	Pass	Total	Rush	Pass	Total	Rush	Pass
1	14	4	25	6	16	9	5	2	11	4	7	6
2	13	3	21	13	8	17	6	2	9	7	4	9
3	8	7	12	20	16	23	3	4	3	11	5	13
4	4	3	16	16	13	22	1	2	4	9	5	13
5	11	5	18	16	8	24	3	3	6	10	3	15
6	10	6	18	13	8	25	3	3	6	9	4	14
7	15	6	22	10	6	20	4	3	8	7	3	14
8	11	8	13	11	3	23	4	4	5	9	2	15
9	11	7	13	12	3	28	4	4	5	7	2	15
10	11	7	13	9	3	23	4	4	6	6	2	13
11	7	8	12	4	2	15	4	4	6	3	1	9
12	7	11	11	6	3	15	4	6	4	4	2	9
13	6	12	10	9	3	18	3	6	4	6	2	11
14	11	12t	13	8	3	14	5	6	5	6	2	9
15	13	13	14	6	4	13	6	7	6	5	3	8
16	11	12	12	6	5	13	6	6	5	5	4	8
17	11	12	12	6	5	12	6	7	5	5	4	7

Week	SCORING RANKINGS					
	<u>Offense</u>			<u>Defense</u>		
	Season			Season		
	Points	Avg.	Rank	Points	Avg.	Rank
1	19	19.0	14t	17	17.0	13t
2	24	21.5	14	17	17.0	12t
3	7	16.7	18	17	17.0	13t
4	38	22.0	11t	13	16.0	7t
5	20	21.6	11	10	14.8	7t
6	BYE WEEK		11t	BYE WEEK		6t
7	28	22.7	10	6	13.3	4
8	31	23.9	7t	7	12.4	3
9	20	23.4	8	27	14.3	4t
10	14	22.3	11	17	14.6	4
11	35	23.6	9	0	13.1	2
12	17	23.0	8	13	13.1	2
13	28	23.4	8	21	13.8	3
14	0	21.6	11t	21	14.3	3
15	40	22.9	9	7	13.8	2
16	24	23.0	8	21	14.3	2
17	40	24.1	7	23	14.8	2



NEW ENGLAND PATRIOTS 2006 STATS PACK

QUARTER-BY-QUARTER SCORING

Regular Season		Patriots						Opponents						Point	Overall
Date	Opponent	1	2	3	4	OT	Final	1	2	3	4	OT	Final	Differential	Record
09/10	Buffalo	7	0	7	5	--	19	10	7	0	0	--	17	2	1-0
09/17	at New York Jets	7	10	7	0	--	24	0	0	14	3	--	17	7	2-0
09/24	Denver	0	0	0	7	--	7	0	10	0	7	--	17	-10	2-1
10/01	at Cincinnati	0	14	7	17	--	38	6	0	7	0	--	13	25	3-1
10/08	Miami	3	10	0	7	--	20	0	10	0	0	--	10	10	4-1
10/22	at Buffalo	14	0	7	7	--	28	3	0	0	3	--	6	22	5-1
10/30	at Minnesota	7	10	14	0	--	31	0	0	7	0	--	7	24	6-1
11/05	Indianapolis	0	14	3	3	--	20	7	10	7	3	--	27	-7	6-2
11/12	New York Jets	0	6	0	8	--	14	0	7	3	7	--	17	-3	6-3
11/19	at Green Bay	7	14	7	7	--	35	0	0	0	0	--	0	35	7-3
11/26	Chicago	0	10	0	7	--	17	0	3	0	10	--	13	4	8-3
12/03	Detroit	3	10	0	15	--	28	0	10	8	3	--	21	7	9-3
12/10	at Miami	0	0	0	0	--	0	3	3	7	8	--	21	-21	9-4
12/17	Houston	17	10	7	6	--	40	0	0	7	0	--	7	33	10-4
12/24	at Jacksonville	0	10	7	7	--	24	0	7	7	7	--	21	3	11-4
12/31	at Tennessee	9	10	7	14	--	40	3	7	13	0	--	23	17	12-4
Regular Season Totals		74	128	73	110	0	385	32	74	80	51	0	237	148	12-4

REGULAR SEASON

Points By Halves	1st	2nd	OT
PATRIOTS	202	183	0
OPPONENTS	106	131	0



NEW ENGLAND PATRIOTS 2006 STATS PACK

PATRIOTS OFFENSE GAME-BY-GAME

	Buffalo	at New York Jets	Denver	at Cincinnati	Miami	at Buffalo	at Minnesota	Indianapolis	New York Jets	at Green Bay	Chicago	Detroit	at Miami	Houston	at Jacksonville	at Tennessee	Season Totals
First Downs	19	24	22	26	17	18	25	24	22	22	20	23	12	15	22	19	330
Rushing	11	8	3	15	3	7	4	11	9	8	6	7	5	6	10	8	121
Passing	8	14	18	9	12	10	18	9	12	12	13	15	5	8	10	8	181
Penalty	0	2	1	2	2	1	3	4	1	2	1	1	2	1	2	3	28
Third Downs	13	14	16	13	15	15	11	13	12	17	16	9	15	17	16	14	226
Converted	5	8	4	6	5	8	4	7	3	8	7	4	7	7	8	5	96
Efficiency	38.5%	57.1%	25.0%	46.2%	33.3%	53.3%	36.4%	53.8%	25.0%	47.1%	43.8%	44.4%	46.7%	41.2%	50.0%	35.7%	42.5%
Fourth Downs	2	0	3	1	2	0	1	2	3	2	0	1	0	2	0	1	20
Converted	2	0	1	1	2	0	0	2	3	2	0	1	0	1	0	1	16
Efficiency	100%	0.0%	33.3%	100%	100%	0.0%	0.0%	100%	100%	100%	0.0%	100%	0.0%	50%	0.0%	100.0%	80.0%
Total Net Yards	319	358	370	424	213	265	430	349	377	357	352	363	189	230	359	414	5369
Plays	67	69	76	67	64	58	61	68	66	73	67	64	58	66	70	61	1055
Avg./Play	4.8	5.2	4.9	6.3	3.3	4.6	7.0	5.1	5.7	4.9	5.3	5.7	3.3	3.5	5.1	6.8	5.1
Net Yards Rushing	183	147	50	236	79	94	85	148	145	122	85	79	123	105	117	171	1969
Attempts	41	39	21	41	34	27	15	33	26	40	34	24	25	38	30	31	499
Avg./Rush	4.5	3.8	2.4	5.8	2.3	3.5	5.7	4.5	5.6	3.1	2.5	3.3	4.9	2.8	3.9	5.5	3.9
Touchdowns	0	2	0	3	0	2	0	2	0	1	1	3	0	1	2	5	22
Net Yards Passing	136	211	320	188	134	171	345	201	232	235	267	284	66	125	242	243	3400
Sacks	3	1	0	0	1	4	3	0	4	2	0	2	5	1	1	2	29
Yards Lost	27	9	0	0	6	24	27	0	21	9	0	21	24	4	7	11	190
Gross Yards	163	220	320	188	140	195	372	201	253	244	267	305	90	129	249	254	3590
Attempts	23	29	55	26	29	27	43	35	36	31	33	38	28	27	39	28	527
Completions	11	15	31	15	16	18	29	20	24	20	22	27	14	19	28	17	326
Pct.	47.8%	51.7%	56.4%	57.7%	55.2%	66.7%	67.4%	57.1%	66.7%	64.5%	66.7%	71.1%	50.0%	70.4%	71.8%	60.7%	61.9%
Touchdowns	2	1	1	2	2	2	4	0	1	4	1	0	0	2	1	2	25
Interceptions	1	1	0	1	0	0	1	4	1	0	2	1	0	0	0	0	12
Avg. Per Pass Play	5.2	7.0	5.8	7.2	4.5	5.5	7.5	5.7	5.7	7.1	8.2	7.1	2.0	4.5	6.1	8.1	6.1
Kickoffs-EZ-TB	4-4-0	5-3-1	2-1-1	7-6-4	5-3-1	5-3-1	6-1-1	5-0-0	4-1-0	6-3-0	4-2-0	6-0-0	1-1-1	9-3-1	5-2-1	8-2-0	82-35-12
Punts	4	3	7	3	5	6	4	1	4	6	3	2	7	4	5	5	69
Average	45.8	52.7	43.7	41.7	36.4	47.7	46.8	46.0	40.3	35.7	37.3	40.0	34.1	40.0	35.0	46.6	41.3
Had Blocked	0	0	0	0	0	0	0	0	0	0	0	0	0	0	0	0	0
FG-PATs Had Blocked	0-0	1-0	1-0	0-0	0-0	0-0	0-0	0-0	0-0	0-0	0-0	0-0	0-0	0-0	0-0	0-1	2-1
Penalties	1	6	6	7	7	3	9	8	4	6	4	10	9	2	7	9	98
Yards Lost	5	64	78	61	59	25	85	81	30	38	81	72	71	10	51	129	940
Fumbles	2	1	0	0	2	1	3	1	2	4	4	3	4	0	0	0	27
Fumbles Lost	1	1	0	0	1	0	1	1	1	1	3	2	3	0	0	0	15
Touchdowns	2	3	1	5	2	4	4	2	1	5	2	3	0	4	3	5	46
Rushing	0	2	0	3	0	2	0	2	0	1	1	3	0	1	2	3	20
Passing	2	1	1	2	2	2	4	0	1	4	1	0	0	2	1	2	25
Interception Return	0	0	0	0	0	0	0	0	0	0	0	0	0	0	0	0	0
Fumble Return	0	0	0	0	0	0	0	0	0	0	0	0	0	0	0	0	0
Punt Return	0	0	0	0	0	0	0	0	0	0	0	0	0	0	0	0	0
Kickoff Return	0	0	0	0	0	0	0	0	0	0	0	0	0	1	0	0	1
Extra Points Made-Att	2-2	3-3	1-1	5-5	2-2	4-4	4-4	2-2	1-1	5-5	2-2	3-3	0-0	4-4	3-3	4-5	45-46
Kicking Made-Att	2-2	3-3	1-1	5-5	2-2	4-4	4-4	2-2	0-0	5-5	2-2	2-2	0-0	4-4	3-3	4-5	43-44
2-pt Rushing Made-Att	-	-	-	-	-	-	-	-	-	-	-	-	-	-	-	-	-
2-pt Passing Made-Att	-	-	-	-	-	-	-	-	1-1	-	-	1-1	-	-	-	-	2-2
Field Goals Attempted	1	2	1	2	2	0	1	3	2	0	1	2	0	4	2	3	26
Field Goals Made	1	1	0	1	2	0	1	2	2	0	1	2	0	4	1	2	20
Safeties	1	0	0	0	0	0	0	0	0	0	0	0	0	0	0	0	1
Points Scored	19	24	7	38	20	28	31	20	14	35	17	28	0	40	24	40	385
Time of Possession	32:55	30:16	28:15	33:56	29:43	31:40	29:45	30:34	29:26	39:10	28:58	29:17	28:40	35:53	37:13	29:43	31:35
Net Turnover Ratio	-2	-1	0	1	2	4	2	-3	-1	0	-1	2	-3	4	1	3	8



NEW ENGLAND PATRIOTS 2006 STATS PACK

OPPONENT OFFENSE GAME-BY-GAME

	Buffalo	at New York Jets	Denver	at Cincinnati	Miami	at Buffalo	at Minnesota	Indianapolis	New York Jets	at Green Bay	Chicago	Detroit	at Miami	Houston	at Jacksonville	at Tennessee	Season Totals
First Downs	12	16	19	17	19	12	17	24	19	5	21	22	19	13	12	17	264
Rushing	5	0	6	5	2	4	2	2	8	2	9	5	4	6	3	4	67
Passing	7	13	10	10	14	8	14	17	11	3	9	13	11	7	8	9	164
Penalty	0	3	3	2	3	0	1	5	0	0	3	4	4	0	1	4	33
Third Downs	11	18	16	11	14	12	14	10	13	13	16	12	12	11	12	14	209
Converted	3	11	7	2	4	4	5	5	6	1	7	5	3	3	5	4	75
Efficiency	27.3%	61.1%	43.8%	18.2%	28.6%	33.3%	35.7%	50.0%	46.2%	7.7%	43.8%	41.7%	25.0%	27.3%	41.7%	28.6%	35.9%
Fourth Downs	1	1	0	0	1	0	2	0	1	1	1	0	1	1	0	1	11
Converted	0	0	0	0	0	0	0	0	1	0	1	0	1	0	0	0	3
Efficiency	0.0%	0.0%	0.0%	0.0%	0.0%	0.0%	0.0%	0.0%	100%	0.0%	100%	0.0%	100%	0%	0.0%	0.0%	27.3%
Total Net Yards	240	338	400	279	283	255	284	354	278	120	324	361	315	198	339	342	4710
Plays	50	65	64	56	63	52	61	64	63	48	71	65	62	54	46	66	950
Avg./Play	4.8	5.2	6.3	5.0	3.0	4.9	4.7	5.5	4.4	2.5	4.6	5.6	5.1	3.7	7.4	5.2	5.0
Net Yards Rushing	99	52	144	71	62	75	45	53	117	44	153	77	131	105	144	135	1507
Attempts	24	24	34	17	21	25	15	25	29	16	36	22	31	22	22	25	388
Avg./Rush	4.1	2.1	4.2	4.2	3.0	3.0	3.0	2.1	4.0	2.8	4.3	3.5	4.2	4.8	6.5	5.4	3.9
Touchdowns	1	0	0	1	1	0	0	1	1	0	1	0	1	1	2	1	11
Net Yards Passing	141	286	256	208	221	180	239	301	161	76	171	284	184	93	195	207	3203
Sacks	3	4	0	4	1	2	4	3	1	5	1	5	1	4	1	5	44
Yards Lost	23	20	0	37	11	12	22	25	7	29	5	30	6	34	0	20	281
Gross Yards	164	306	256	245	232	193	261	326	168	104	176	314	190	127	195	227	3484
Attempts	23	37	30	35	41	25	42	36	33	27	34	38	30	28	23	36	518
Completions	15	22	15	20	26	16	26	20	22	9	15	22	18	16	17	15	294
Pct.	65.2%	59.5%	50.0%	57.1%	63.4%	64.0%	61.9%	55.6%	66.7%	33.3%	44.1%	57.9%	60.0%	57.1%	73.9%	41.7%	56.8%
Touchdowns	0	2	2	0	0	0	0	2	1	0	0	1	1	0	1	0	10
Interceptions	0	1	0	0	2	1	4	1	1	0	3	3	0	4	0	2	22
Avg. Per Pass Play	5.4	7.0	8.5	5.3	5.3	6.7	5.2	6.7	4.7	2.5	4.9	6.6	5.9	2.9	8.1	5	5.7
Kickoffs-EZ-TB	5-2-1	4-2-1	4-1-1	4-0-0	3-0-0	3-0-0	2-0-0	6-0-0	4-0-0	1-0-0	4-0-0	6-0-0	4-2-0	2-0-0	4-2-0	6-2-1	62-11-4
Punts	5	5	8	6	3	5	5	1	5	10	3	1	6	7	5	4	79
Average	40.2	31.8	41.1	44.5	41.7	44.2	49.8	29.0	36.8	45.9	38.3	44.0	41.2	42.1	38.8	41.3	41.6
Had Blocked	0	0	0	0	0	0	0	0	0	0	0	0	0	0	0	0	0
FG-PATs Had Blocked	0-0	0-0	0-0	0-0	1-0	0-0	0-0	0-0	0-0	0-0	1-0	0-0	0-0	0-0	0-0	0-0	1-0
Penalties	7	4	7	9	10	9	6	7	4	3	5	7	3	4	7	10	102
Yards Lost	53	48	52	74	81	67	39	68	28	32	31	70	30	66	60	119	918
Fumbles	3	0	0	2	2	4	1	2	0	1	1	3	0	1	2	2	24
Fumbles Lost	0	0	0	2	1	3	0	1	0	1	1	2	0	0	1	1	13
Touchdowns	2	2	2	1	1	0	1	3	2	0	1	1	2	1	3	2	24
Rushing	1	0	0	1	1	0	0	1	1	0	1	0	1	1	2	1	11
Passing	0	2	2	0	0	0	0	2	1	0	0	1	1	0	1	0	10
Interception Return	0	0	0	0	0	0	0	0	0	0	0	0	0	0	0	0	0
Fumble Return	1	0	0	0	0	0	0	0	0	0	0	0	0	0	0	0	1
Punt Return	0	0	0	0	0	0	1	0	0	0	0	0	0	0	0	1	2
Kickoff Return	0	0	0	0	0	0	0	0	0	0	0	0	0	0	0	0	0
Extra Points Made-Att	2-2	2-2	2-2	1-1	1-1	0-0	1-1	3-3	2-2	0-0	1-1	1-1	2-2	1-1	3-3	2-2	24-24
Kicking Made-Att	2-2	2-2	2-2	1-1	1-1	0-0	1-1	3-3	2-2	0-0	1-1	1-1	1-1	1-1	3-3	2-2	23-23
2-pt Rushing Made-Att	-	-	-	-	-	-	-	-	-	-	-	-	-	-	-	-	-
2-pt Passing Made-Att	-	-	-	-	-	-	-	-	-	-	-	-	1-1	-	-	-	1-1
Field Goals Attempted	1	1	1	2	1	2	3	4	1	0	3	4	2	0	1	4	30
Field Goals Made	1	1	1	2	1	2	0	2	1	0	2	4	2	0	0	3	22
Safeties	0	0	0	0	0	0	0	0	0	0	0	1	0	0	0	0	1
Points Scored	17	17	17	13	10	6	7	27	17	0	13	21	21	7	21	23	237
Time of Possession	27:05	29:44	31:45	26:04	30:17	28:20	30:15	29:26	30:34	20:50	31:02	30:43	31:20	24:07	22:47	30:17	28:25



NEW ENGLAND PATRIOTS 2006 STATS PACK

PATRIOTS TEAM STATS GAME-BY-GAME

OFFENSE		FIRST DOWNS				NET OFF.		RUSHING			PASSING										PENALTY		PUNTS	
DATE	OPPONENT	Total	Rush	Pass	Pn	Yds	Plays	Yds	Att	Avg	Net	S	YL	Gross	Att	Cmp	Pct	TD	Int	No	Yds	No	Avg	
09/10	Buffalo	19	11	8	0	319	67	183	41	4.5	136	3	27	163	23	11	47.8%	2	1	1	5	4	45.8	
09/17 at	New York Jets	24	8	14	2	358	69	147	39	3.8	211	1	9	220	29	15	51.7%	1	1	6	64	3	52.7	
09/24	Denver	22	3	18	1	370	76	50	21	2.4	320	0	0	320	55	31	56.4%	1	0	6	78	7	43.7	
10/01 at	Cincinnati	26	15	9	2	424	67	236	41	5.8	188	0	0	188	26	15	57.7%	2	1	7	61	3	41.7	
10/08	Miami	17	3	12	2	213	64	79	34	2.3	134	1	6	140	29	16	55.2%	2	0	7	59	5	36.4	
10/22 at	Buffalo	18	7	10	1	265	58	94	27	3.5	171	4	24	195	27	18	66.7%	2	0	3	25	6	47.7	
10/30 at	Minnesota	25	4	18	3	430	61	85	15	5.7	345	3	27	372	43	29	67.4%	4	1	9	85	4	46.8	
11/05	Indianapolis	24	11	9	4	349	68	148	33	4.5	201	0	0	201	35	20	57.1%	0	4	8	81	1	46.0	
11/12	New York Jets	22	9	12	1	377	66	145	26	5.6	232	4	21	253	36	24	66.7%	1	1	4	30	4	40.3	
11/19 at	Green Bay	22	8	12	2	357	73	122	40	3.1	235	2	9	244	31	20	64.5%	4	0	6	38	6	35.7	
11/26	Chicago	20	6	13	1	352	67	85	34	2.5	267	0	0	267	33	22	66.7%	1	2	4	81	3	37.3	
12/03	Detroit	23	7	15	1	363	64	79	24	3.3	284	2	21	305	38	27	71.1%	0	1	10	72	2	40.0	
12/10 at	Miami	12	5	5	2	189	58	123	25	4.9	66	5	24	90	28	14	50.0%	0	0	9	71	7	34.1	
12/17	Houston	15	6	8	1	230	66	105	38	3.5	125	1	4	129	27	19	70.4%	2	0	2	10	4	40.0	
12/24 at	Jacksonville	22	10	10	2	359	70	117	30	3.9	242	1	7	249	39	28	71.8%	1	0	7	51	5	35.0	
12/31 at	Tennessee	19	8	8	3	414	61	171	31	5.5	243	2	11	254	28	17	60.7%	2	0	9	129	5	46.6	
Regular Season Totals		330	121	181	28	5369	1055	1969	499	3.9	3400	29	190	3590	527	326	61.9%	25	12	98	940	69	41.3	

OPPONENTS TEAM STATS GAME-BY-GAME

DEFENSE		FIRST DOWNS				NET OFF.		RUSHING			PASSING										PENALTY		PUNTS	
DATE	OPPONENT	Total	Rush	Pass	Pn	Yds	Plays	Yds	Att	Avg	Net	S	YL	Gross	Att	Cmp	Pct	TD	Int	No	Yds	No	Avg	
09/10	Buffalo	12	5	7	0	240	50	99	24	4.1	141	3	23	164	23	15	65.2%	0	0	7	53	5	40.2	
09/17 at	New York Jets	16	0	13	3	338	65	52	24	2.1	286	4	20	306	37	22	59.5%	2	1	4	48	5	31.8	
09/24	Denver	19	6	10	3	400	64	144	34	4.2	256	0	0	256	30	15	50.0%	2	0	7	52	8	41.1	
10/01 at	Cincinnati	17	5	10	2	279	56	71	17	4.2	208	4	37	245	35	20	57.1%	0	0	9	74	6	44.5	
10/08	Miami	19	2	14	3	283	63	62	21	3.0	221	1	11	232	41	26	63.4%	0	2	10	81	3	41.7	
10/22 at	Buffalo	12	4	8	0	255	52	75	25	3.0	180	2	12	193	25	16	64.0%	0	1	9	67	5	44.2	
10/30 at	Minnesota	17	2	14	1	284	61	45	15	3.0	239	4	22	261	42	26	61.9%	0	4	6	39	5	49.8	
11/05	Indianapolis	24	2	17	5	354	64	53	25	2.1	301	3	25	326	36	20	55.6%	2	1	7	68	1	29.0	
11/12	New York Jets	19	8	11	0	278	63	117	29	4.0	161	1	7	168	33	22	66.7%	1	1	4	28	5	36.8	
11/19 at	Green Bay	5	2	3	0	120	48	44	16	2.5	76	5	29	104	27	9	33.3%	0	0	3	32	10	45.9	
11/26	Chicago	21	9	9	3	324	71	153	36	4.3	171	1	5	176	34	15	44.1%	0	3	5	31	3	38.3	
12/03	Detroit	22	5	13	4	361	65	77	22	3.5	284	5	30	314	38	22	57.9%	1	3	7	70	1	44.0	
12/10 at	Miami	19	4	11	4	315	62	131	31	4.2	184	1	6	190	30	18	60.0%	1	0	3	30	6	41.2	
12/17	Houston	13	6	7	0	198	54	105	22	4.8	93	4	34	127	28	16	57.1%	0	4	4	66	7	42.1	
12/24 at	Jacksonville	12	3	8	1	339	46	144	22	6.5	195	1	0	195	23	17	73.9%	1	0	7	60	5	38.8	
12/31 at	Tennessee	17	4	9	4	342	66	135	25	5.4	207	5	20	227	36	15	41.7%	0	2	10	119	4	41.3	
Regular Season Totals		264	67	164	33	4710	950	1507	388	3.9	3203	44	281	3484	518	294	56.8%	10	22	102	918	79	41.6	



NEW ENGLAND PATRIOTS 2006 STATS PACK

GAME-BY-GAME INDIVIDUAL PASSING STATS

		Tom Brady										Matt Cassel										
Date	Opponent	Att	Cmp	Yds	Pct	TD	Lg	Int	S	Yds	Rating	Att	Cmp	Yds	Pct	TD	Lg	Int	S	Yds	Rating	
09/10	Buffalo	23	11	163	.478	2	34	1	3	27	82.3	Did Not Play										
09/17 at	New York Jets	29	15	220	.517	1	29	1	1	9	73.9	Did Not Play										
09/24	Denver	55	31	320	.564	1	31	0	0	0	79.4	Did Not Play										
10/01 at	Cincinnati	26	15	188	.577	2	35	1	0	0	89.9	Did Not Play										
10/08	Miami	29	16	140	.552	2	15	0	1	6	91.2	Did Not Play										
10/22 at	Buffalo	27	18	195	.667	2	35t	0	4	24	112.4	Did Not Play										
10/30 at	Minnesota	43	29	372	.674	4	45	1	3	27	115.6	0	0	0	.000	0	0	0	0	0	--	
11/05	Indianapolis	35	20	201	.571	0	39	4	0	0	34.0	Did Not Play										
11/12	New York Jets	36	24	253	.667	1	33	1	4	21	84.6	Did Not Play										
11/19 at	Green Bay	31	20	244	.645	4	54t	0	1	4	128.2	0	0	0	.000	0	0	0	1	5	--	
11/26	Chicago	33	22	267	.667	1	40	2	0	0	76.2	Did Not Play										
12/03	Detroit	38	27	305	.711	0	28	1	2	21	83.8	Did Not Play										
12/10 at	Miami	25	12	78	.480	0	21	0	4	20	55.1	3	2	12	.667	0	8	0	1	4	74.3	
12/17	Houston	23	16	109	.696	2	43t	0	1	4	108.8	4	3	20	.750	0	10	0	0	0	85.4	
12/24 at	Jacksonville	39	28	249	.718	1	36	0	1	7	97.1	0	0	0	.000	0	0	0	0	0	--	
12/31 at	Tennessee	24	15	225	.625	1	62t	0	1	5	107.1	1	0	0	.000	0	0	0	1	6	39.6	
Regular Season Totals		516	319	3529	.618	24	62t	12	26	175	87.9	8	5	32	.625	0	10	0	3	15	70.8	
Career Totals		3064	1896	21564	.619	147	91t	78	182	1150	88.4	32	18	215	.563	2	36	1	4	16	84.8	

		Vinny Testaverde										
Date	Opponent	Att	Cmp	Yds	Pct	TD	Lg	Int	S	Yds	Rating	
09/10	Buffalo											
09/17 at	New York Jets											
09/24	Denver											
10/01 at	Cincinnati											
10/08	Miami											
10/22 at	Buffalo											
10/30 at	Minnesota											
11/05	Indianapolis											
11/12	New York Jets	Signed 11/14/06										
11/19 at	Green Bay	0	0	0	.000	0	0	0	0	0	--	
11/26	Chicago	3rd Quarterback										
12/03	Detroit	3rd Quarterback										
12/10 at	Miami	3rd Quarterback										
12/17	Houston	0	0	0	.000	0	0	0	0	0	--	
12/24 at	Jacksonville	3rd Quarterback										
12/31 at	Tennessee	3	2	29	.667	1	23	0	0	0	137.5	
Regular Season Totals		3	2	29	.667	1	23	0	0	0	137.5	
Career Totals		6529	3693	45281	.566	270	89	261	408	2946	75.2	



NEW ENGLAND PATRIOTS 2006 STATS PACK
GAME-BY-GAME INDIVIDUAL RECEIVING STATS

RECEIVING		Reche Caldwell					Benjamin Watson					Troy Brown					Kevin Faulk					Doug Gabriel				
Date	Opponent	No	Yds	Avg	Lg	TD	No	Yds	Avg	Lg	TD	No	Yds	Avg	Lg	TD	No	Yds	Avg	Lg	TD	No	Yds	Avg	Lg	TD
09/10	Buffalo	2	33	16.5	24	0	3	50	16.7	34	0	2	18	9.0	9t	1	1	17	17.0	17t	1	Inactive				
09/17 at	New York Jets	2	14	7.0	8	0	3	39	13.0	23	0	4	51	12.8	15	0	2	16	8.0	10	0	-	-	-	-	-
09/24	Denver	3	46	15.3	23	0	5	54	10.8	17	0	4	41	10.3	23	0	6	34	5.7	8	0	6	65	10.8	18	1
10/01 at	Cincinnati	2	20	10.0	14	0	1	35	35.0	35	0	-	-	-	-	-	1	18	18.0	18	0	4	57	14.3	25t	1
10/08	Miami	1	5	5.0	5	0	4	33	8.3	15	0	5	58	11.6	15	1	1	15	15.0	15	0	2	7	3.5	7	0
10/22 at	Buffalo	5	22	4.4	8	0	5	60	12.0	20	0	2	21	10.5	12	0	1	11	11.0	11	0	3	45	15.0	31	1
10/30 at	Minnesota	7	84	12.0	34	1	7	95	13.6	40	1	2	12	6.0	7t	1	2	12	6.0	6	0	5	83	16.6	45	0
11/05	Indianapolis	1	21	21.0	21	0	4	54	13.5	25	0	5	37	7.4	12	0	5	31	6.2	14	0	2	45	22.5	39	0
11/12	New York Jets	9	90	10.0	19	1	2	16	8.0	10	0	1	13	13.0	13	0	3	23	7.7	14	0	2	30	15.0	22	0
11/19 at	Green Bay	3	70	23.3	54t	1	5	74	14.8	36	1	4	26	6.5	11	0	1	13	13.0	13	0	-	-	-	-	-
11/26	Chicago	3	57	19.0	22	0	6	87	14.5	40	1	1	13	13.0	13	0	6	37	6.2	9	0	-	-	-	-	-
12/03	Detroit	8	112	14.0	28	0	3	41	13.7	23	0	2	8	4.0	5	0	8	59	7.4	20	0	1	12	12.0	12	0
12/10 at	Miami	1	12	12.0	12	0	1	5	5.0	5	0	3	25	8.3	21	0	2	12	6.0	7	0	-	-	-	-	-
12/17	Houston	6	25	4.2	8	0	Inactive					1	4	4.0	4	0	2	46	23.0	43t	1	Released 12/11/06				
12/24 at	Jacksonville	4	15	3.8	7	0	Inactive					4	44	11.0	19	0	2	12	6.0	6	0					
12/31 at	Tennessee	4	134	33.5	62t	1	Inactive					3	13	4.3	6t	1	Inactive									
Regular Season Totals		61	760	12.5	62t	4	49	643	13.1	40	3	43	384	8.9	23	4	43	356	8.3	43t	2	25	344	13.8	45	3
Career Totals		137	1710	12.5	62t	11	80	1100	13.8	40	7	557	6366	11.4	82t	31	276	2435	8.8	52t	10	96	1466	15.3	58t	8
RECEIVING		Laurence Maroney					Daniel Graham					Corey Dillon					Chad Jackson					David Thomas				
Date	Opponent	No	Yds	Avg	Lg	TD	No	Yds	Avg	Lg	TD	No	Yds	Avg	Lg	TD	No	Yds	Avg	Lg	TD	No	Yds	Avg	Lg	TD
09/10	Buffalo	-	-	-	-	-	1	23	23.0	23	0	2	22	11.0	16	0	Inactive					-	-	-	-	-
09/17 at	New York Jets	-	-	-	-	-	1	29	29.0	29	0	-	-	-	-	-	2	42	21.0	29	1	1	29	29.0	29	0
09/24	Denver	5	61	12.2	31	0	2	19	9.5	12	0	-	-	-	-	-	Inactive					-	-	-	-	-
10/01 at	Cincinnati	1	15	15.0	15	0	4	34	8.5	15	1	-	-	-	-	-	2	9	4.5	7	0	-	-	-	-	-
10/08	Miami	-	-	-	-	-	Inactive					-	-	-	-	-	-	-	-	-	-	1	11	11.0	11	0
10/22 at	Buffalo	1	1	1.0	1	0	Inactive					-	-	-	-	-	1	35	35.0	35t	1	-	-	-	-	-
10/30 at	Minnesota	2	33	16.5	20	0	Inactive					1	27	27.0	27	0	1	10	10.0	10t	1	1	12	12.0	12	0
11/05	Indianapolis	1	-1	-1.0	-1	0	Inactive					1	5	5.0	5	0	1	9	9.0	9	0	-	-	-	-	-
11/12	New York Jets	-	-	-	-	-	1	6	6.0	6	0	1	5	5.0	5	0	2	5	2.5	5	0	-	-	-	-	-
11/19 at	Green Bay	4	34	8.5	19t	1	1	2	2.0	2	1	-	-	-	-	-	1	21	21.0	21	0	Inactive				
11/26	Chicago	4	45	11.3	20	-	1	25	25.0	25	0	1	3	3.0	3	0	-	-	-	-	-	-	-	-	-	-
12/03	Detroit	-	-	-	-	-	2	24	12.0	15	0	1	5	5.0	5	0	Inactive					-	-	-	-	-
12/10 at	Miami	Inactive					4	23	5.8	8	0	1	1	1.0	1	0	Inactive					-	-	-	-	-
12/17	Houston	Inactive					-	-	-	-	-	5	20	4.0	12	0	-	-	-	-	-	3	24	8.0	11	0
12/24 at	Jacksonville	2	10	5.0	6	0	3	44	14.7	19	0	-	-	-	-	-	1	-2	-2.0	-2	0	5	83	16.6	36	1
12/31 at	Tennessee	2	-4	-2.0	1	0	1	6	6.0	6	0	2	59	29.5	52	0	2	23	11.5	23	0	-	-	-	-	-
Regular Season Totals		22	194	8.8	31	1	21	235	11.2	29	2	15	147	9.8	52	0	13	152	11.7	35t	3	11	159	14.5	36	1
Career Totals		22	194	8.8	31	1	120	1393	11.6	48	17	244	1913	7.8	52	7	13	152	11.7	35t	3	11	159	14.5	36	1
RECEIVING		Jabar Gaffney					Heath Evans					Patrick Pass					Bam Childress					Kelvin Kight				
Date	Opponent	No	Yds	Avg	Lg	TD	No	Yds	Avg	Lg	TD	No	Yds	Avg	Lg	TD	No	Yds	Avg	Lg	TD	No	Yds	Avg	Lg	TD
09/10	Buffalo	-	-	-	-	-	-	-	-	-	-	-	-	-	-	-	Released 9/12/06									
09/17 at	New York Jets	-	-	-	-	-	-	-	-	-	-	-	-	-	-	-										
09/24	Denver	-	-	-	-	-	-	-	-	-	-	-	-	-	-	-										
10/01 at	Cincinnati	-	-	-	-	-	-	-	-	-	-	-	-	-	-	-										
10/08	Miami	Signed 10/9/06					2	11	5.5	10	1	-	-	-	-	-										
10/22 at	Buffalo	-	-	-	-	-	-	-	-	-	-	-	-	-	-	-										
10/30 at	Minnesota	1	4	4.0	4	0	-	-	-	-	-	-	-	-	-	-										
11/05	Indianapolis	-	-	-	-	-	-	-	-	-	-	-	-	-	-	-										
11/12	New York Jets	3	65	21.7	33	0	-	-	-	-	-	-	-	-	-	-										
11/19 at	Green Bay	1	4	4.0	4	0	-	-	-	-	-	Activated off PUP 11/25														
11/26	Chicago	-	-	-	-	-	-	-	-	-	-	-	-	-	-	-										
12/03	Detroit	1	28	28.0	28	0	-	-	-	-	-	1	16	16.0	16	0						Signed off PS 12/9/06				
12/10 at	Miami	Inactive					1	4	4.0	4	0	1	8	8.0	8	0						-	-	-	-	-
12/17	Houston	1	6	6.0	6t	1	1	4	4.0	4	0	Placed on IR 12/13/06					Signed off PS 12/23/06					-	-	-	-	-
12/24 at	Jacksonville	3	26	8.7	12	0	1	1	1.0	1	0	-	-	-	-	-	2	7	3.5	5	0	1	9	9.0	9	0
12/31 at	Tennessee	1	9	9.0	9	0	2	14	7.0	11	0	-	-	-	-	-	Inactive					-	-	-	-	-
Regular Season Totals		11	142	12.9	33	1	7	34	4.9	11	1	2	24	12.0	16	0	2	7	3.5	5	0	1	9	9.0	9	0
Career Totals		182	2151	11.8	69	8	33	226	6.8	20	1	66	570	8.6	39	1	5	39	7.8	21	0	1	9	9.0	9	0



NEW ENGLAND PATRIOTS 2006 STATS PACK
GAME-BY-GAME INDIVIDUAL RUSHING STATS

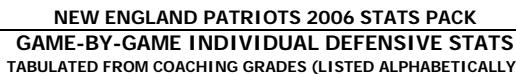
RUSHING		Corey Dillon					Laurence Maroney					Kevin Faulk					Heath Evans					Tom Brady				
Date	Opponent	No	Yds	Avg	Lg	TD	No	Yds	Avg	Lg	TD	No	Yds	Avg	Lg	TD	No	Yds	Avg	Lg	TD	No	Yds	Avg	Lg	TD
09/10	Buffalo	16	73	4.6	11	0	17	86	5.1	27	0	3	21	7.0	11	0	-	-	-	-	-	5	3	0.6	3	0
09/17 at	New York Jets	20	80	4.0	14	1	16	65	4.1	14	1	1	3	3.0	3	0	1	0	0.0	0	0	1	-1	-1.0	-1	0
09/24	Denver	5	16	3.2	10	0	12	18	1.5	5	0	1	6	6.0	6	0	1	3	3.0	3	0	2	7	3.5	5	0
10/01 at	Cincinnati	17	67	3.9	12	1	15	125	8.3	41	2	1	1	1.0	1	0	5	12	2.4	3	0	2	21	10.5	22	0
10/08	Miami	10	45	4.5	8	0	18	38	2.1	11	0	1	-1	-1.0	-1	0	1	0	0.0	0	0	4	-3	-0.8	0	0
10/22 at	Buffalo	14	47	3.4	17	2	8	29	3.6	14	0	1	-3	-3.0	-3	0	-	-	-	-	-	2	2	1.0	3	0
10/30 at	Minnesota	3	5	1.7	15	0	8	34	4.3	22	0	1	11	11.0	11	0	1	35	35.0	35	0	1	1	1.0	1	0
11/05	Indianapolis	13	48	3.7	10	2	13	63	4.8	17	0	4	24	6.0	10	0	-	-	-	-	-	3	13	4.3	9	0
11/12	New York Jets	11	98	8.9	50	0	12	37	3.1	10	0	-	-	-	-	-	2	8	4.0	7	0	-	-	-	-	-
11/19 at	Green Bay	12	31	2.6	4	1	19	82	4.3	15	0	1	2	2.0	2	0	1	4	4.0	4	0	4	6	1.5	8	0
11/26	Chicago	11	40	3.6	26	0	13	33	2.5	8	1	-	-	-	-	-	3	8	2.7	6	0	6	12	2.0	11	0
12/03	Detroit	9	25	2.8	6	3	4	14	3.5	8	0	-	-	-	-	-	1	5	5.0	5	0	6	9	1.5	4	0
12/10 at	Miami	16	79	4.9	17	0	Inactive					5	29	5.8	11	0	1	4	4.0	4	0	-	-	-	-	-
12/17	Houston	20	61	3.1	15	0	Inactive					4	22	5.5	11	1	8	24	3.0	11	0	2	2	1.0	3	0
12/24 at	Jacksonville	10	30	3.0	8	1	7	48	6.9	27	1	2	8	4.0	4	0	1	0	0.0	0	0	10	31	3.1	9	0
12/31 at	Tennessee	12	67	5.6	21	2	13	73	5.6	31	1	Inactive					1	14	14.0	14	0	1	-1	-1.0	-1	0
Regular Season Totals		199	812	4.1	50	13	175	745	4.3	41	6	25	123	4.9	11	1	27	117	4.3	35	0	49	102	2.1	22	0
Career Totals		2618	11241	4.3	96	82	175	745	4.3	41	6	632	2398	3.8	45	11	112	417	3.7	35	0	239	435	1.8	22	3
RUSHING		Chad Jackson					Patrick Pass					Troy Brown					Kelvin Kight					Reche Caldwell				
Date	Opponent	No	Yds	Avg	Lg	TD	No	Yds	Avg	Lg	TD	No	Yds	Avg	Lg	TD	No	Yds	Avg	Lg	TD	No	Yds	Avg	Lg	TD
09/10	Buffalo	Inactive										-					-					-				
09/17 at	New York Jets	-	-	-	-	-						-					-					-				
09/24	Denver	Inactive										-					-					-				
10/01 at	Cincinnati	1	10	10.0	10	0						-					-					-				
10/08	Miami	-	-	-	-	-						-					-					-				
10/22 at	Buffalo	1	14	14.0	14	0						-					-					1				
10/30 at	Minnesota	-	-	-	-	-						-					-					-				
11/05	Indianapolis	-	-	-	-	-						-					-					-				
11/12	New York Jets	-	-	-	-	-						1	2	2.0	2	0						-				
11/19 at	Green Bay	-	-	-	-	-	Activated off PUP 11/25					-					-					-				
11/26	Chicago	1	-8	-8.0	-8	0	-	-	-	-	-	-	-	-	-	-						-				
12/03	Detroit	Inactive					3	10	3.3	4	0	1	16	16.0	16	0	Signed off PS 12/9/06					-				
12/10 at	Miami	Inactive					3	11	3.7	6	0	-	-	-	-	-	-					-				
12/17	Houston	-	-	-	-	-	Placed on IR 12/13/06					-					-					-				
12/24 at	Jacksonville	-	-	-	-	-						-					-					-				
12/31 at	Tennessee	1	6	6.0	6	0						-					1					8				
Regular Season Totals		4	22	5.5	14	0	6	21	3.5	6	0	2	18	9.0	16	0	1	8	8.0	8	0	1	5	5.0	5	0
Career Totals		4	22	5.5	14	0	128	526	4.1	31	3	30	178	5.9	35	0	1	8	8.0	8	0	14	108	7.7	20	0
RUSHING		Matt Cassel					Vinny Testaverde																			
Date	Opponent	No	Yds	Avg	Lg	TD	No	Yds	Avg	Lg	TD															
09/10	Buffalo	Did Not Play																								
09/17 at	New York Jets	Did Not Play																								
09/24	Denver	Did Not Play																								
10/01 at	Cincinnati	Did Not Play																								
10/08	Miami	Did Not Play																								
10/22 at	Buffalo	Did Not Play																								
10/30 at	Minnesota	1	-1	-1.0	-1	0																				
11/05	Indianapolis	Did Not Play																								
11/12	New York Jets	Did Not Play					Signed 11/14/06																			
11/19 at	Green Bay	-	-	-	-	-	3	-3	-1.0	-1	0															
11/26	Chicago	Did Not Play					3rd Quarterback																			
12/03	Detroit	Did Not Play					3rd Quarterback																			
12/10 at	Miami	-	-	-	-	-	3rd Quarterback																			
12/17	Houston	-	-	-	-	-	4	-4	-1.0	-1	0															
12/24 at	Jacksonville	-	-	-	-	-	3rd Quarterback																			
12/31 at	Tennessee	1	5	5.0	5	0	1	-1	-1.0	-1	0															
Regular Season Totals		2	4	2.0	5	0	8	-8	-1.0	-1	0															
Career Totals		8	16	2.0	9	0	424	1636	3.9	48	15															



NEW ENGLAND PATRIOTS 2006 STATS PACK
GAME-BY-GAME INDIVIDUAL DEFENSIVE STATS
TABULATED FROM COACHING GRADES (LISTED ALPHABETICALLY)

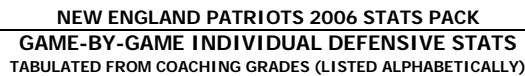
		Eric Alexander													Willie Andrews													Rashad Baker																
Date	Opponent	TT	UT	A	S	Yds	QH	Int	Yds	PD	FF	FR	SpT	TT	UT	A	S	Yds	QH	Int	Yds	PD	FF	FR	SpT	TT	UT	A	S	Yds	QH	Int	Yds	PD	FF	FR	SpT							
09/10	Buffalo	0	0	0	-	-	-	-	-	-	-	-	2	0	0	0	-	-	-	-	-	-	-	-	-	1																		
09/17 at	New York Jets	0	0	0	-	-	-	-	-	-	-	-	1	0	0	0	-	-	-	-	-	-	-	-	3																			
09/24	Denver	0	0	0	-	-	-	-	-	-	-	-	1	0	0	0	-	-	-	-	-	-	-	-	1																			
10/01 at	Cincinnati	0	0	0	-	-	-	-	-	-	-	-	-	0	0	0	-	-	-	-	-	-	-	-	2																			
10/08	Miami	0	0	0	-	-	-	-	-	-	-	-	1	Inactive																														
10/22 at	Buffalo	0	0	0	-	-	-	-	-	-	-	-	1	0	0	0	-	-	-	-	-	-	-	-	1																			
10/30 at	Minnesota	1	1	0	-	-	-	-	-	-	-	-	2	1	1	0	-	-	-	-	-	-	-	-	2																			
11/05	Indianapolis	0	0	0	-	-	-	-	-	-	-	-	-	0	0	0	-	-	-	-	-	-	-	-	-	Claimed Off Waivers from Minnesota 11/06/06																		
11/12	New York Jets	0	0	0	-	-	-	-	-	-	-	-	1	0	0	0	-	-	-	-	-	-	-	-	-	0	0	0	-	-	-	-	-	-	-	-	-	-	-					
11/19 at	Green Bay	0	0	0	-	-	-	-	-	-	-	-	-	0	0	0	-	-	-	-	-	-	-	-	-	0	0	0	-	-	-	-	-	-	-	-	-	-	-					
11/26	Chicago	0	0	0	-	-	-	-	-	-	-	-	-	0	0	0	-	-	-	-	-	-	-	-	-	0	0	0	-	-	-	-	-	-	-	-	-	-	-					
12/03	Detroit	0	0	0	-	-	-	-	-	-	-	-	1	0	0	0	-	-	-	-	-	-	-	-	1	0	0	1	-	-	-	-	-	-	-	-	-	-	-	-				
12/10 at	Miami	Inactive													0	0	0	-	-	-	-	-	-	-	-	2	Inactive																	
12/17	Houston	Inactive													0	0	0	-	-	-	-	-	-	-	-	-	-	Inactive																
12/24 at	Jacksonville	0	0	0	-	-	-	-	-	-	-	-	1	0	0	0	-	-	-	-	-	-	-	-	-	Inactive																		
12/31 at	Tennessee	3	2	1	-	-	-	-	-	-	-	-	-	0	0	0	-	-	-	-	-	-	-	-	1	0	0	0	-	-	-	-	-	-	-	-	-	-	-	2				
Regular Season Totals		4	3	1	0.0	0.0	0	0	0	0	0	0	11	1	1	0	0.0	0.0	0	0	0	0	0	0	14	1	0	1	0.0	0.0	0	0	0	0	0	0	0	0	3					
Career Totals		4	3	1	0.0	0.0	0	0	0	0	0	0	13	1	1	0	0.0	0.0	0	0	0	0	0	0	14	41	16	25	1.0	7.0	0	2	44	4	1	0	10							

		Tully Banta-Cain													Troy Brown													Tedy Bruschi												
Date	Opponent	TT	UT	A	S	Yds	QH	Int	Yds	PD	FF	FR	SpT	TT	UT	A	S	Yds	QH	Int	Yds	PD	FF	FR	SpT	TT	UT	A	S	Yds	QH	Int	Yds	PD	FF	FR	SpT			
09/10	Buffalo	3	2	1	-	-	-	2	-	-	-	-	-	0	0	0	-	-	-	-	-	-	-	-	-	Inactive														
09/17 at	New York Jets	2	2	0	0.5	3	2	-	-	-	-	-	1	0	0	0	-	-	-	-	-	-	-	-	-	6	4	2	-	-	-	1	8	2	-	-	-	-	-	
09/24	Denver	0	0	0	-	-	-	-	-	-	-	-	1	0	0	0	-	-	-	-	-	-	-	-	-	4	2	2	-	-	-	1	-	1	-	-	-	-		
10/01 at	Cincinnati	5	2	3	-	-	-	1	-	-	-	-	-	0	0	0	-	-	-	-	-	-	-	-	-	7	3	4	-	-	-	-	-	-	-	-	-	-		
10/08	Miami	1	1	0	-	-	-	-	-	-	-	-	-	0	0	0	-	-	-	-	-	-	-	-	-	11	5	6	-	-	-	-	-	-	-	-	-	1	-	
10/22 at	Buffalo	1	0	1	-	-	-	-	-	-	-	-	-	0	0	0	-	-	-	-	-	-	-	-	-	7	5	2	-	-	-	-	-	-	-	-	-	1	-	
10/30 at	Minnesota	3	2	1	2.5	15.5	2	-	-	-	-	-	1	0	0	0	-	-	-	-	-	-	-	-	-	2	1	1	-	-	-	1	-	-	-	-	-	-		
11/05	Indianapolis	0	0	0	-	-	-	-	-	-	-	-	-	0	0	0	-	-	-	-	-	-	-	-	-	7	3	4	-	-	-	-	-	-	-	-	-	-	-	
11/12	New York Jets	0	0	0	-	-	-	-	-	-	-	-	2	0	0	0	-	-	-	-	-	-	-	-	-	17	7	10	-	-	-	-	-	-	-	1	-	-	-	
11/19 at	Green Bay	1	1	0	0.5	5.0	1	-	-	-	-	-	2	1	1	0	-	-	-	-	-	-	-	-	-	9	8	1	0.5	5.0	-	-	-	-	1	-	-	-		
11/26	Chicago	3	2	1	-	-	-	-	-	-	-	-	-	0	0	0	-	-	-	-	-	-	-	-	-	9	4	5	-	-	-	-	-	-	-	-	-	-		
12/03	Detroit	5	3	2	-	-	-	-	-	-	-	-	-	0	0	0	-	-	-	-	-	-	-	-	-	11	9	2	1.0	1.0	2	-	-	-	-	-	-	-		
12/10 at	Miami	1	1	0	-	-	-	-	-	-	-	-	-	0	0	0	-	-	-	-	-	-	-	-	-	11	6	5	-	-	-	-	-	-	-	-	-	-		
12/17	Houston	7	3	4	2.0	12.0	1	-	-	-	-	-	1	0	0	0	-	-	-	-	-	-	-	-	-	10	4	6	-	-	-	-	-	-	1	-	-	-		
12/24 at	Jacksonville	5	5	0	-	-	-	1	-	-	-	-	-	0	0	0	-	-	-	-	-	-	-	-	-	5	4	1	-	-	-	-	-	-	1	-	-	-		
12/31 at	Tennessee	3	3	0	-	-	-	-	-	-	-	-	-	0	0	0	-	-	-	-	-	-	-	-	-	8	2	6	-	-	-	-	-	-	-	-	-	-	-	
Regular Season Totals		40	27	13	5.5	35.5	10	0	0	0	1	0	10	1	1	0	0.0	0.0	0	0	0	0	0	0	0	124	67	57	1.5	6.0	4	1	8	7	0	2	0			
Career Totals		61	39	22	8.5	48.0	NA	1	4	1	1	1	52	18	16	2	0.0	0.0	0	0	3	22	5	0	0	0	964	611	353	28.5	170.0	NA	12	187	59	18	6	55		
		Rosevelt Colvin													Jarvis Green													Rodney Harrison												
Date	Opponent	TT	UT	A	S	Yds	QH	Int	Yds	PD	FF	FR	SpT	TT	UT	A	S	Yds	QH	Int	Yds	PD	FF	FR	SpT	TT	UT	A	S	Yds	QH	Int	Yds	PD	FF	FR	SpT			
09/10	Buffalo	3	2	1	1.0	9.0	4	-	-	-	-	-	1	0	0	0	-	-	-	-	-	-	-	-	-	8	6	2	-	-	-	-	-	-	-	-	-	-		
09/17 at	New York Jets	2	2	0	-	-	-	-	-	-	-	-	-	10	9	1	0.5	3.0	-	-	-	-	-	-	-	3	3	0	-	-	-	-	-	-	-	-	-	-		
09/24	Denver	0	0	0	-	-	-	2	-	-	-	-	-	2	0	2	-	-	-	2	-	-	-	-	-	7	6	1	-	-	-	-	-	-	-	-	-	-		
10/01 at	Cincinnati	2	2	0	-	-	-	1	-	-	-	-	1	4	4	0	3.0	30.0	3	-	-	-	-	1	1	4	2	2	-	-	-	-	-	-	-	-	-	-		
10/08	Miami	4	1	3	-	-	-	1	-	-	-	-	-	3	3	0	1.0	11.0	1	-	-	-	-	-	-	10	7	3	-	-	-	-	-	-	-	1	-	-		
10/22 at	Buffalo	5	3	2	-	-	-	-	-	-	-	-	-	5	3	2	-	-	-	-	-	-	-	-	-	5	4	1	-	-	-	-	-	-	1	-	-	-		
10/30 at	Minnesota	4	4	0	-	-	-	-	-	-	-	-	-	5	4	1	1.0	5.5	1	-	-	-	-	-	-	5	4	1	1.0	5.0	-	1	2	1	-	-	-			
11/05	Indianapolis	5	4	1	1.5	12.5	7	-	-	-	-	-	-	3	1	2	-	-	-	1	-	-	-	-	-	0	0	0	-	-	-	-	-	-	1	-	-	-		
11/12	New York Jets	8	7	1	1.0	7.0	3	-	-	-	-	-	-	5	4	1	-	-	-	-	-	-	-	-	-															
11/19 at	Green Bay	4	4	0	1.0	1.0	1	-	-	-	-	-	-	2	1	1	-	-	-	-	-	-	-	-	-	Inactive														
11/26	Chicago	5	4	1	-	-	-	4	-	-	-	-	-	5	1	4	-	-	-	-	-	-	-	-	-	Inactive														
12/03	Detroit	3	2	1	2.0	16.0	1	-	-	-	-	-	1	0	1	-	-	-	1	-	-	-	-	-	-	Inactive														
12/10 at	Miami	6	4	2	-	-	-	-	-	-	-	-	-	4	1	3	-	-	-	-	-	-	-	-	-	Inactive														
12/17	Houston	3	1	2	1.0	9.0	1	-	-	-	-	-	-	3	2	1	-	-	-	-	-	-	-	-	-	Inactive														
12/24 at	Jacksonville	1	1	0	-	-	-	-	-	-	-	-	-	3	1	2	1.0	0.0	-	-	-	-	-	1	-	3	1	2	-	-	-	-	-	-	-	1	-	-		
12/31 at	Tennessee	4	4	0	1.0	2.0	1	-	-	-	-	-	1	2	2	0	1.0	3.0	-	-	-	-	-	1	-	1	1	0	-	-	-	1	-	-	-	-	-	1		
Regular Season Totals		59	45	14	8.5	56.5	26	0	0	3	1	0	0	57	36	21	7.5	52.5	10	0	0	1	3	1	0	46	34	12	1.0	5.0	3	1	2	3	1	1	1			
Career Totals		386	276	110	48.5	332.5	NA	2	22	16	11	6	9	179	112	67	18.5	119.0	NA	0	0	4	6	4	1	1099	844	255	28.5	215.5	NA									



Date	Opponent	Pierre Woods											Mike Wright												
		TT	UT	A	S	Yds	QH	Int	Yds	PD	FF	FR	SpT	TT	UT	A	S	Yds	QH	Int	Yds	PD	FF	FR	SpT
09/10	Buffalo	0	0	0	-	-	-	-	-	-	-	-	-	0	0	0	-	-	-	-	-	-	-	-	1
09/17	at New York Jets	-	-	-	-	Inactive	-	-	-	-	-	-	-	2	1	1	-	-	-	-	-	-	-	-	-
09/24	Denver	-	-	-	-	Inactive	-	-	-	-	-	-	-	0	0	0	-	-	-	-	-	-	-	-	1
10/01	at Cincinnati	-	-	-	-	Inactive	-	-	-	-	-	-	-	4	3	1	-	-	-	-	-	-	-	-	-
10/08	Miami	-	-	-	-	Did Not Play	-	-	-	-	-	-	-	1	1	0	-	-	-	-	-	-	-	-	1
10/22	at Buffalo	-	-	-	-	Inactive	-	-	-	-	-	-	-	2	2	0	-	-	-	-	-	1	-	-	-
10/30	at Minnesota	-	-	-	-	Inactive	-	-	-	-	-	-	-	0	0	0	-	-	-	-	-	-	-	-	-
11/05	Indianapolis	-	-	-	-	Inactive	-	-	-	-	-	-	-	1	0	1	-	-	-	-	-	-	-	-	1
11/12	New York Jets	-	-	-	-	Inactive	-	-	-	-	-	-	-	3	1	2	-	-	-	-	-	-	-	-	-
11/19	at Green Bay	0	0	0	-	-	-	-	-	-	-	-	2	4	4	0	-	-	-	-	-	-	1	1	1
11/26	Chicago	0	0	0	-	-	-	-	-	-	-	-	1	0	0	0	-	-	-	-	-	-	-	-	1
12/03	Detroit	0	0	0	-	-	-	-	-	-	-	-	4	1	1	0	-	-	-	-	-	-	1	1	1
12/10	at Miami	0	0	0	-	-	-	-	-	-	-	-	2	6	3	3	-	-	-	-	-	-	-	-	-
12/17	Houston	1	0	1	-	-	-	-	-	-	-	-	-	6	3	3	1.0	13.0	1	-	-	-	-	-	-
12/24	at Jacksonville	0	0	0	-	-	-	-	-	-	-	-	1	5	4	1	-	-	1	-	-	-	-	-	-
12/31	at Tennessee	1	1	0	-	-	-	-	-	-	-	-	-	12	9	3	-	-	-	-	-	-	-	-	-
Regular Season Totals		2	1	1	0.0	0.0	0	0	0	0	0	0	11	47	32	15	1.0	13.0	2	0	0	0	1	2	7
Career Totals		2	1	1	0.0	0.0	0	0	0	0	0	0	11	63	42	21	1.0	13.0	NA	0	0	0	1	2	7

Other Special Teams Statistics:
 Artrell Hawkins: 1 FF, 1 FR vs. Indianapolis (11/5/06)
 Richard Seymour: 1 Blocked FG vs. Chicago (11/26/06)



Date	Opponent	Don Davis													Randall Gay													Junior Seau																
		TT	UT	A	S	Yds	QH	Int	Yds	PD	FF	FR	SpT	TT	UT	A	S	Yds	QH	Int	Yds	PD	FF	FR	SpT	TT	UT	A	S	Yds	QH	Int	Yds	PD	FF	FR	SpT							
09/10	Buffalo	2	1	1	-	-	-	-	-	-	-	-	1	1	1	0	-	-	-	-	-	-	-	-	-	9	5	4	-	-	-	-	-	-	-	-	-	-						
09/17 at	New York Jets	0	0	0	-	-	-	-	-	-	-	-	1	0	0	0	-	-	-	-	-	-	-	-	-	5	3	2	-	-	-	-	-	-	-	-	-							
09/24	Denver	0	0	0	-	-	-	-	-	-	-	-	-	0	0	0	-	-	-	-	-	-	-	-	1	11	2	9	-	-	-	-	-	1	-	-	-							
10/01 at	Cincinnati	0	0	0	-	-	-	-	-	-	-	-	-	Placed on Injured Reserve 9/27/06													1	0	1	-	-	-	-	-	-	-	-	-	-	-	-	-	-	
10/08	Miami	0	0	0	-	-	-	-	-	-	-	-	1														5	2	3	-	-	1	-	-	-	-	-	-	-	-	-	-	-	
10/22 at	Buffalo	0	0	0	-	-	-	-	-	-	-	-	1														9	5	4	-	-	-	-	-	-	-	-	-	-	-	-	-	-	-
10/30 at	Minnesota	0	0	0	-	-	-	-	-	-	-	-	-														2	2	0	-	-	1	-	-	-	-	-	-	-	-	-	-	-	-
11/05	Indianapolis	0	0	0	-	-	-	-	-	-	-	-	2														11	7	4	1.0	9.0	1	-	-	-	-	-	-	-	-	-	-	-	-
11/12	New York Jets	0	0	0	-	-	-	-	-	-	-	-	1														15	10	5	-	-	-	-	-	-	-	-	-	-	-	-	-	-	-
11/19 at	Green Bay	0	0	0	-	-	-	-	-	-	-	-	-														1	0	1	-	-	-	-	-	-	-	-	-	-	-	-	-	-	-
11/26	Chicago	0	0	0	-	-	-	-	-	-	-	-	-														1	1	0	-	-	-	-	-	-	-	-	-	-	-	-	-	-	-
12/03	Detroit	0	0	0	-	-	-	-	-	-	-	-	1														Placed On Injured Reserve 11/27/06																	
12/10 at	Miami	Placed on Injured Reserve 12/09/06																																										
12/17	Houston																																											
12/24 at	Jacksonville																																											
12/31 at	Tennessee																																											
Regular Season Totals		2	1	1	0.0	0.0	0	0	0	0	0	0	8	1	1	0	0.0	0.0	0	0	0	0	0	0	1	70	37	33	1.0	9.0	3	0	0	1	0	0	0							
Career Totals		138	77	61	0.0	0.0	NA	1	29	4	2	2	170	50	45	5	0.0	0.0	NA	2	23	7	0	2	4	1794	1380	414	53.0	318.5	NA	15	210	94	12	17	NA							

		Eugene Wilson											
Date	Opponent	TT	UT	A	S	Yds	QH	Int	Yds	PD	FF	FR	SpT
09/10	Buffalo	6	4	2	-	-	-	-	-	-	-	-	-
09/17 at	New York Jets	7	6	1	-	-	-	-	-	1	-	-	-
09/24	Denver	4	4	0	-	-	1	-	-	1	-	-	-
10/01 at	Cincinnati					Inactive							
10/08	Miami					Inactive							
10/22 at	Buffalo	5	5	0	-	-	-	-	-	-	-	-	-
10/30 at	Minnesota					Inactive							
11/05	Indianapolis					Inactive							
11/12	New York Jets					Inactive							
11/19 at	Green Bay					Inactive							
11/26	Chicago					Inactive							
12/03	Detroit					Inactive							
12/10 at	Miami	Placed on Injured Reserve 12/04/06											
12/17	Houston												
12/24 at	Jacksonville												
12/31 at	Tennessee												
Regular Season Totals		22	19	3	0.0	0.0	1	0	0	2	0	0	0
Career Totals		219	163	56	0.0	0.0	NA	9	69	25	3	3	13

			Players No Longer On Roster																																			
		Chidi Iwuoma												Hank Potaat								Guss Scott																
Date	Opponent	TT	UT	A	S	Yds	QH	Int	Yds	PD	FF	FR	SpT	TT	UT	A	S	Yds	QH	Int	Yds	PD	FF	FR	SpT	TT	UT	A	S	Yds	QH	Int	Yds	PD	FF	FR	SpT	
09/10	Buffalo																																					
09/17 at	New York Jets																																					
09/24	Denver																		Signed 9/27/06																			
10/01 at	Cincinnati						Signed 10/4/06																															
10/08	Miami	0	0	0	-	-	-	-	-	-	-	-	2		4	3	1	-	-	-	-	-	1	-	-	-												
10/22 at	Buffalo	0	0	0	-	-	-	-	-	-	-	-	-		0	0	0																					
10/30 at	Minnesota	0	0	0	-	-	-	-	-	-	-	-	-						Released 10/9/06																			
11/05	Indianapolis																																					
11/12	New York Jets																																					
11/19 at	Green Bay																																					
11/26	Chicago																																					
12/03	Detroit																																					
12/10 at	Miami																																					
12/17	Houston																																					
12/24 at	Jacksonville																																					
12/31 at	Tennessee																																					
Regular Season Totals		0	0	0	0.0	0.0	0	0	0	0	0	0	2	4	3	1	0.0	0.0	0	0	0	1	0	0	1	1	1	0	0.0	0.0	0	0	0	0	0	0	0	1
Career Totals		68	58	10	0.0	0.0	NA	0	0	4	2	1	82	37	32	5	1.0	9.0	NA	0	0	2	1	3	33	34	26	8	0.0	0.0	NA	0	0	0	0	0	0	

		Johannathan Sullivan												
Date	Opponent	TT	UT	A	S	Yds	QH	Int	Yds	PD	FF	FR	SP	
09/10	Buffalo								Inactive					
09/17 at	New York Jets								Inactive					
09/24	Denver								Inactive					
10/01 at	Cincinnati								Inactive					
10/08	Miami								Inactive					
10/22 at	Buffalo								Released 10/9/06					
10/30 at	Minnesota													
11/05	Indianapolis													
11/12	New York Jets													
11/19 at	Green Bay													
11/26	Chicago													
12/03	Detroit													
12/10 at	Miami													
12/17	Houston													
12/24 at	Jacksonville													
12/31 at	Tennessee													
Regular Season Totals		0	0	0	0.0	0.0	0	0	0	0	0	0	0	
Career Totals		102	66	36	1.5	10.5	NA	0	0	4	1	0	0	



NEW ENGLAND PATRIOTS 2006 STATS PACK

GAME-BY-GAME INDIVIDUAL SPECIAL TEAMS STATS

KICKING		Stephen Gostkowski							
		2006 Kicking Totals							
Date	Opponent	XP	XPA	%	FG	FGA	Blk	%	PTS
09/10	Buffalo	2	2	100%	1	1	0	100%	5
09/17 at	New York Jets	3	3	100%	1	2	1	50%	6
09/24	Denver	1	1	100%	0	1	1	0%	1
10/01 at	Cincinnati	5	5	100%	1	2	0	50%	8
10/08	Miami	2	2	100%	2	2	0	100%	8
10/22 at	Buffalo	4	4	100%	0	0	0	--	4
10/30 at	Minnesota	4	4	100%	1	1	0	100%	7
11/05	Indianapolis	2	2	100%	2	3	0	67%	8
11/12	New York Jets	0	0	--	2	2	0	100%	6
11/19 at	Green Bay	5	5	100%	0	0	0	--	5
11/26	Chicago	2	2	100%	1	1	0	100%	5
12/03	Detroit	2	2	100%	2	2	0	100%	8
12/10 at	Miami	0	0	0%	0	0	0	0%	0
12/17	Houston	4	4	100%	4	4	0	100%	16
12/24 at	Jacksonville	3	3	100%	1	2	0	50%	6
12/31 at	Tennessee	4	5	80%	2	3	0	67%	10
Regular Season Totals		43	44	98%	20	26	2	76.9%	103
Career Totals		43	44	98%	20	26	2	76.9%	103

PUNTING		Josh Miller								Ken Walter								Todd Sauerbrun							
		2006 Punting Totals								2006 Punting Totals								2006 Punting Totals							
Date	Opponent	No.	Yds	Avg	Net	TB	In 20	Lg	B	No.	Yds	Avg	Net	TB	In 20	Lg	B	No.	Yds	Avg	Net	TB	In 20	Lg	B
09/10	Buffalo	4	183	45.8	40.8	1	1	56	0																
09/17 at	New York Jets	3	158	52.7	44.0	1	0	61	0																
09/24	Denver	7	306	43.7	44.3	0	4	53	0																
10/01 at	Cincinnati	3	125	41.7	32.7	1	1	53	0																
10/08	Miami	5	182	36.4	32.8	0	2	46	0																
10/22 at	Buffalo	6	286	47.7	37.7	1	1	62	0																
10/30 at	Minnesota	4	187	46.8	21.5	1	0	55	0																
11/05	Indianapolis	1	46	46.0	43.0	0	0	46	0																
11/12	New York Jets	4	161	40.3	26.5	2	1	46	0																
11/19 at	Green Bay	6	214	35.7	35.2	0	2	46	0																
11/26	Chicago																								
12/03	Detroit																								
12/10 at	Miami																								
12/17	Houston																								
12/24 at	Jacksonville																								
12/31 at	Tennessee																								
Regular Season Totals		43	1848	43.0	35.8	7	12	62	0	16	591	36.9	33.7	0	5	47	0	10	408	40.8	30.7	0	2	58	0
Career Totals		747	32176	43.1	NA	83	247	75	5	526	20819	39.6	NA	27	163	66	4	842	37008	44.0	NA	102	250	73	7

PUNT RETURNS		Kevin Faulk						Chad Jackson						Troy Brown					
		No	FC	Yds	Avg	LG	TD	No	FC	Yds	Avg	LG	TD	No	FC	Yds	Avg	LG	TD
09/10	Buffalo	1	1	14	14.0	14	0												
09/17 at	New York Jets	1	0	6	6.0	6	0												
09/24	Denver	3	1	32	10.7	12	0												
10/01 at	Cincinnati	3	1	55	18.3	43	0												
10/08	Miami	2	0	28	14.0	17	0												
10/22 at	Buffalo	2	0	20	10.0	13	0												
10/30 at	Minnesota	2	0	33	16.5	29	0												
11/05	Indianapolis	-	-	-	-	-	-												
11/12	New York Jets	1	0	8	8.0	8	0												
11/19 at	Green Bay	7	0	55	7.9	36	0												
11/26	Chicago	1	0	2	2.0	2	0												
12/03	Detroit	1	0	0	0.0	0	0												
12/10 at	Miami	2	0	21	10.5	18	0												
12/17	Houston	4	1	44	11.0	13	0												
12/24 at	Jacksonville	1	1	12	12.0	12	0												
12/31 at	Tennessee																		
Regular Season Totals		31	5	330	10.6	43	0	3	0	76	25.3	39	0	2	9	16	8.0	12	0
Career Totals		89	33	769	8.6	43	0	3	0	76	25.3	39	0	246	114	2570	10.4	851	3

KICKOFF RETURNS		Laurence Maroney					Kevin Faulk					Ellis Hobbs					Chad Jackson				
		No	Yds	Avg	LG	TD	No	Yds	Avg	LG	TD	No	Yds	Avg	LG	TD	No	Yds	Avg	LG	TD
09/10	Buffalo	3	59	19.7	24	0	1	23	23.0	23	0	-	-	-	-	-					
09/17 at	New York Jets	2	65	32.5	39	0	1	26	26.0	26	0	-	-	-	-	-					
09/24	Denver	3	66	22.0	24	0	-	-	-	-	-	-	-	-	-	-					
10/01 at	Cincinnati	-	-	-	-	-	3	62	20.7	22	0	-	-	-	-	-					
10/08	Miami	2	45	22.5	25	0	1	15	15.0	15	0	-	-	-	-	-					
10/22 at	Buffalo	2	100	50.0	74	0	1	17	17.0	17	0	-	-	-	-	-					
10/30 at	Minnesota	2	91	45.5	77	0	-	-	-	-	-	-	-	-	-	-					
11/05	Indianapolis	5	139	27.8	31	0	1	17	17.0	17	0	-	-	-	-	-					
11/12	New York Jets	3	89	29.7	36	0	1	19	19.0	19	0	-	-	-	-	-					
11/19 at	Green Bay	-	-	-	-	-	-	-	-	-	-	-	-	-	-	-					
11/26	Chicago	4	95	23.8	35	0	-	-	-	-	-	-	-	-	-	-					
12/03	Detroit	1	25	25.0	25	0	5	105	21.0	27	0	-	-	-	-	-					
12/10 at	Miami						3	80	26.7	31	0	1	51	51.0	51	0					
12/17	Houston						-	-	-	-	-	1	93	93.0	93	1					
12/24 at	Jacksonville	1	9	9.0	9	0	-	-	-	-	-	3	83	27.7	38	0					
12/31 at	Tennessee	-	-	-	-	-						5	133	26.6	40	0					
Regular Season Totals		28	783	28.0	77	0	17	364	21.4	31	0	10	360	36.0	93	1	1	21	21.0	21	0
Career Totals		28	783	28.0	77	0	171	3871	22.6	95	2	25	721	28.8	93	1	1	21	21.0	21	0

Other Kickoff Returns

Tully Banta-Cain: 1 for 16 yds at Cincinnati (10/01/06), 1 for 9 yds vs. Houston (12/17/06)



NEW ENGLAND PATRIOTS 2006 STATS PACK

GAME-BY-GAME OPPONENT STATS

		Opponent Passing Leaders													
Date	Opponent	Leader	Att	Cmp	Yds	Pct	TD	Lg	Int	S	Yds	Rating			
09/10	Buffalo	JP Losman	23	15	164	.652	0	20	0	3	23	86.1			
09/17 at	New York Jets	Chad Pennington	37	22	306	.595	2	71t	1	4	20	92.8			
09/24	Denver	Jake Plummer	30	15	256	.500	2	83t	0	0	0	101.5			
10/01 at	Cincinnati	Carson Palmer	35	20	245	.571	0	33	0	4	37	78.9			
10/08	Miami	Joey Harrington	41	26	232	.634	0	25	2	1	11	58.2			
10/22 at	Buffalo	JP Losman	25	16	192	.640	0	56	1	2	12	70.8			
10/30 at	Minnesota	Brad Johnson	33	20	185	.606	0	22	3	1	2	38.1			
11/05	Indianapolis	Peyton Manning	36	20	326	.556	2	44	1	3	25	93.1			
11/12	New York Jets	Chad Pennington	33	22	168	.667	1	23	1	1	7	76.3			
11/19 at	Green Bay	Brett Favre	15	5	73	.333	0	38	0	1	19	50.1			
11/26	Chicago	Rex Grossman	34	15	176	.441	0	47	3	1	5	23.7			
12/03	Detroit	Jon Kitna	38	22	314	.579	1	31	3	5	30	60.6			
12/10 at	Miami	Joey Harrington	30	18	190	.600	1	32t	0	1	6	89.6			
12/17	Houston	David Carr	28	16	127	.571	0	27	4	4	34	29.0			
12/24 at	Jacksonville	David Garrard	23	17	195	.739	1	41	0	1	0	113.5			
12/31 at	Tennessee	Vince Young	36	15	227	.417	0	53	2	5	20	39.9			
		Opponent Receiving Leaders													
Date	Opponent	By	Receptions	No	Yds	Avg	Lg	TD	By	Rec. Yards	No	Yds	Avg	Lg	TD
09/10	Buffalo	Josh Reed	3	40	13.3	20	0		Josh Reed	3	40	13.3	20	0	
09/17 at	New York Jets	Jerricho Cotchery	6	121	20.2	71t	1		Jerricho Cotchery	6	121	20.2	71t	1	
09/24	Denver	Rod Smith	6	44	7.3	11	0		Javon Walker	3	130	43.3	83t	2	
10/01 at	Cincinnati	Chad Johnson	6	64	10.7	16	0		T.J. Houshmandzadeh	4	95	23.8	33	0	
10/08	Miami	Wes Welker	9	77	8.6	25	0		Randy McMichael	6	84	14.0	23	0	
10/22 at	Buffalo	Peerless Price	5	53	10.6	25	0		Willis McGahee	2	61	30.5	56	0	
10/30 at	Minnesota	Troy Williamson	5	44	8.8	13	0		Mewelde Moore	4	91	22.8	50	0	
11/05	Indianapolis	Marvin Harrison	8	145	18.1	44	2		Marvin Harrison	8	145	18.1	44	2	
11/12	New York Jets	Jerricho Cotchery	6	70	11.7	22t	1		Jerricho Cotchery	6	70	11.7	22t	1	
11/19 at	Green Bay	Donald Driver	2	42	21.0	38	0		Donald Driver	2	42	21.0	38	0	
11/26	Chicago	Bernard Berrian	5	104	20.8	47	0		Bernard Berrian	5	104	20.8	47	0	
12/03	Detroit	Mike Furrey	9	123	13.7	31	1		Mike Furrey	9	123	13.7	31	1	
12/10 at	Miami	Marty Booker	8	103	12.9	32t	1		Marty Booker	8	103	12.9	32t	1	
12/17	Houston	Andre Johnson	5	28	5.6	9	0		Andre Johnson	5	28	5.6	9	0	
12/24 at	Jacksonville	Maurice Jones-Drew	6	41	6.8	11	0		Matt Jones	4	69	17.3	33t	1	
12/31 at	Tennessee	Drew Bennett	4	75	18.8	27	0		Drew Bennett	4	75	18.8	27	0	
		Rushing													
Date	Opponent	By	Yards	No	Yds	Avg	Lg	TD							
09/10	Buffalo	Willis McGahee	20	70	3.5	15	0								
09/17 at	New York Jets	Kevan Barlow	14	42	3.0	8	0								
09/24	Denver	Tatum Bell	27	123	4.6	21	0								
10/01 at	Cincinnati	Rudi Johnson	14	65	4.6	13	1								
10/08	Miami	Ronnie Brown	17	39	2.3	7	1								
10/22 at	Buffalo	Willis McGahee	20	59	3.0	8	0								
10/30 at	Minnesota	Chester Taylor	10	22	2.2	6	0								
11/05	Indianapolis	Joseph Addai	18	43	2.4	14	1								
11/12	New York Jets	Kevan Barlow	17	75	4.4	12	1								
11/19 at	Green Bay	Ahmad Green	13	28	2.2	9	0								
11/26	Chicago	Thomas Jones	23	99	4.3	17	0								
12/03	Detroit	Kevin Jones	19	56	2.9	11	0								
12/10 at	Miami	Sammy Morris	25	123	4.9	44	1								
12/17	Houston	Ron Dayne	18	94	5.2	19	1								
12/24 at	Jacksonville	Maurice Jones-Drew	19	131	6.9	74t	2								
12/31 at	Tennessee	Travis Henry	21	102	4.9	34	0								



NEW ENGLAND PATRIOTS 2006 STATS PACK

GAME-BY-GAME STARTERS

2006 OFFENSIVE STARTERS BY GAME												
Date	Opponent	WR	LT	LG	C	RG	RT	TE	TE	WR	QB	RB
09/10	Buffalo	Caldwell	Light	Mankins	Koppen	Neal	O'Callaghan	Watson	Graham	Brown	Brady	Dillon
09/17 at	New York Jets	Caldwell	Light	Mankins	Koppen	Neal	O'Callaghan	Watson	Graham	Brown	Brady	Dillon
09/24	Denver	Thomas (TE)	Light	Mankins	Koppen	Neal	O'Callaghan	Watson	Graham	Evans (FB)	Brady	Dillon
10/01 at	Cincinnati	Caldwell	Light	Mankins	Koppen	Neal	Britt	Watson	Graham	Gabriel	Brady	Dillon
10/08	Miami	Jackson	Light	Mankins	Koppen	Neal	O'Callaghan	Watson	Thomas	Gabriel	Brady	Dillon
10/22 at	Buffalo	Caldwell	Light	Mankins	Koppen	Neal	O'Callaghan	Watson	Evans (FB)	Brown	Brady	Dillon
10/30 at	Minnesota	Caldwell	Light	Mankins	Koppen	Yates	O'Callaghan	Watson	Gaffney (WR)	Brown	Brady	Gabriel (WR)
11/05	Indianapolis	Caldwell	Light	Mankins	Koppen	Yates	Kaczur	Watson	Evans (FB)	Gabriel	Brady	Dillon
11/12	New York Jets	Caldwell	Light	Mankins	Koppen	Yates	Kaczur	Watson	Graham	Gabriel	Brady	Dillon
11/19 at	Green Bay	Caldwell	Light	Mankins	Koppen	Neal	Kaczur	Watson	Graham	Gaffney	Brady	Dillon
11/26	Chicago	Caldwell	Light	Mankins	Koppen	Neal	Kaczur	Watson	Graham	Gaffney	Brady	Dillon
12/03	Detroit	Caldwell	Light	Mankins	Koppen	Neal	Kaczur	Watson	Graham	Brown	Brady	Dillon
12/10 at	Miami	Caldwell	Light	Mankins	Koppen	Neal	Kaczur	Watson	Graham	Brown	Brady	Faulk
12/17	Houston	Caldwell	Light	Mankins	Koppen	Neal	Kaczur	Gaffney (WR)	Graham	Brown	Brady	Dillon
12/24 at	Jacksonville	Caldwell	Light	Mankins	Koppen	Neal	Kaczur	Gaffney (WR)	Thomas	Brown	Brady	Kight (WR)
12/31 at	Tennessee	Caldwell	Light	Mankins	Koppen	Neal	Kaczur	Gaffney (WR)	Graham	Brown	Brady	Dillon

2006 DEFENSIVE STARTERS BY GAME												
Date	Opponent	LE	NT	RE	LOLB	LILB	RILB	ROLB	LCB	RCB	SS	FS
09/10	Buffalo	Warren	Wilfork	Seymour	Colvin	Vrabel	Seau	Banta-Cain	Hobbs	Samuel	Harrison	Wilson
Date	Opponent	LE	LDT	RDT	RE	LOLB	MLB	ROLB	LCB	RCB	SS	FS
09/17 at	New York Jets	Warren	Wilfork	Wright	Seymour	Vrabel	Seau	Colvin	Hobbs	Samuel	Harrison	Wilson
Date	Opponent	LE	NT	RE	LOLB	LILB	RILB	ROLB	LCB	RCB	SS	FS
09/24	Denver	Warren	Wilfork	Seymour	Vrabel	Bruschi	Seau	Colvin	Hobbs	Samuel	Harrison	Wilson
Date	Opponent	LE	LDT	RDT	RE	LB	LB	NICKEL	LCB	RCB	SS	FS
10/01 at	Cincinnati	Warren	Wilfork	Seymour	Green	Bruschi	Vrabel	Poteat	Scott	Samuel	Harrison	Hawkins
Date	Opponent	LE	NT	RE	LOLB	LILB	RILB	ROLB	LCB	RCB	SS	FS
10/08	Miami	Warren	Wilfork	Seymour	Vrabel	Bruschi	Seau	Colvin	Scott	Samuel	Harrison	Hawkins
10/22 at	Buffalo	Warren	Wilfork	Seymour	Vrabel	Bruschi	Seau	Colvin	Scott	Samuel	Harrison	Wilson
10/30 at	Minnesota	Warren	Wilfork	Green	Vrabel	Bruschi	Seau	Colvin	Scott	Samuel	Harrison	Hawkins
11/05	Indianapolis	Warren	Wilfork	Seymour	Vrabel	Bruschi	Seau	Colvin	Scott	Samuel	Harrison	Hawkins
11/12	New York Jets	Green	Wilfork	Seymour	Vrabel	Bruschi	Seau	Colvin	Hobbs	Samuel	Scott	Hawkins
11/19 at	Green Bay	Warren	Wilfork	Seymour	Vrabel	Bruschi	Seau	Colvin	Scott	Hobbs	Sanders	Hawkins
11/26	Chicago	Warren	Wilfork	Seymour	Vrabel	Bruschi	Seau	Colvin	Samuel	Hobbs	Sanders	Hawkins
12/03	Detroit	Warren	Wilfork	Seymour	Colvin	Bruschi	Vrabel	Banta-Cain	Samuel	Hobbs	Sanders	Hawkins
Date	Opponent	LE	LDT	RDT	RE	LOLB	MLB	ROLB	LCB	RCB	SS	FS
12/10 at	Miami	Warren	Wilfork	Seymour	Green	Colvin	Bruschi	Vrabel	Samuel	Scott	Sanders	Hawkins
Date	Opponent	LE	NT	RE	LOLB	LILB	RILB	ROLB	LCB	RCB	SS	FS
12/17	Houston	Warren	Wright	Seymour	Colvin	Bruschi	Vrabel	Banta-Cain	Samuel	Scott	Sanders	Hawkins
12/24 at	Jacksonville	Warren	Wright	Seymour	Colvin	Bruschi	Vrabel	Banta-Cain	Samuel	Hobbs	Harrison	Hawkins
12/31 at	Tennessee	Warren	Wright	Seymour	Colvin	Bruschi	Vrabel	Banta-Cain	Samuel	Hobbs	Harrison	Hawkins



NEW ENGLAND PATRIOTS 2006 STATS PACK

PATRIOTS PARTICIPATION

Player	GP	GS	DNP	INA	BUF	at NYJ	DEN	at CIN	MIA	at BUF	at MIN	IND	NYJ	at GB	CHI	DET	at MIA	HOU	at JAX	at TEN				
Alexander, Eric	14	0	0	2	sub	sub	sub	sub	sub	sub	sub	sub	sub	sub	sub	sub	X	X	sub	sub				
Andrews, Willie	15	0	0	1	sub	sub	sub	sub	X	sub	sub	sub	sub	sub	sub	sub	sub	sub	sub	sub				
Baker, Rashad	5	0	0	3			Claimed off Waivers on 11/7/06						sub	sub	sub	sub	X	X	X	sub				
Banta-Cain, Tully	16	5	0	0	OLB	sub	sub	sub	sub	sub	sub	sub	sub	sub	sub	sub	OLB	sub	OLB	OLB				
Brady, Tom	16	16	0	0	QB	QB	QB	QB	QB	QB	QB	QB	QB	QB	QB	QB	QB	QB	QB	QB				
Britt, Wesley	10	1	2	4	sub	sub	sub	RT	sub	sub	sub	dnp	X	X	X	dnp	sub	sub	sub	X				
Brown, Troy	16	9	0	0	WR	WR	sub	sub	sub	WR	WR	sub	sub	sub	sub	WR	WR	WR	WR	WR				
Bruschi, Tedy	15	14	0	1	X	sub	ILB	ILB	ILB	ILB	ILB	ILB	ILB	ILB	ILB	ILB	MLB	ILB	ILB	ILB				
Caldwell, Reche	16	14	0	0	WR	WR	sub	WR	sub	WR	WR	WR	WR	WR	WR	WR	WR	WR	WR	WR				
Cassel, Matt	6	0	10	0	dnp	dnp	dnp	dnp	dnp	dnp	dnp	dnp	dnp	sub	dnp	dnp	dnp	sub	sub	sub				
Childress, Bam	2	0	0	1	sub	Waived and re-signed to practice squad.														Signed 12/23/06		sub	X	
Colvin, Rosevelt	16	15	0	0	OLB	OLB	OLB	sub	OLB	OLB	OLB	OLB	OLB	OLB	OLB	OLB	OLB	OLB	OLB	OLB				
Davis, Don	12	0	0	0	sub	sub	sub	sub	sub	sub	sub	sub	sub	sub	sub	sub	sub	Placed on IR 12/9/06						
Dillon, Corey	16	13	0	0	RB	RB	RB	RB	RB	RB	sub	RB	RB	RB	RB	RB	sub	RB	sub	RB				
Evans, Heath	16	3	0	0	sub	sub	sub	FB	sub	sub	sub	FB	sub	sub	sub	sub	sub	sub	sub	sub				
Faulk, Kevin	15	1	0	1	sub	sub	sub	sub	sub	sub	sub	sub	sub	sub	sub	sub	sub	RB	sub	X				
Gabriel, Doug	12	5	0	1	X	sub	sub	WR	WR	sub	WR	WR	WR	sub	sub	sub	sub	Released						
Gaffney, Jabar	11	6	0	0			Signed 10/9/06				sub	WR	sub	sub	WR	WR	sub	sub	WR	WR				
Gay, Randall	3	0	0	0	sub	sub	sub	Placed on Injured Reserve 9/27/06																
Gostkowski, Stephen	16	0	0	0	sub	sub	sub	sub	sub	sub	sub	sub	sub	sub	sub	sub	sub	sub	sub	sub				
Graham, Daniel	12	10	0	4	TE	TE	TE	TE	X	X	X	X	TE	TE	TE	TE	TE	TE	sub	sub				
Green, Jarvis	16	4	0	0	sub	sub	sub	RDE	sub	sub	RDE	sub	LDE	sub	sub	sub	sub	RDE	sub	sub				
Harrison, Rodney	10	10	0	6	SS	SS	SS	SS	SS	SS	SS	SS	X	X	X	X	X	X	SS	SS				
Hawkins, Artrell	14	12	0	2	sub	X	X	FS	FS	sub	FS	FS	FS	FS	FS	FS	FS	FS	FS	FS				
Hill, Marquise	4	0	1	11	X	dnp	X	X	X	X	X	X	sub	X	X	X	sub	sub	X	sub				
Hobbs, Ellis	15	9	0	1	LCB	LCB	LCB	X	sub	sub	sub	sub	LCB	RCB	RCB	RCB	sub	sub	RCB	RCB				
Hochstein, Russ	13	0	0	3	sub	sub	sub	sub	sub	X	X	X	sub	sub	sub	sub	sub	sub	sub	sub				
Iwuoma, Chidi	3	0	0	0		Signed 10/4/06				sub	sub	sub	Released 10/31/06											
Izzo, Larry	16	0	0	0	sub	sub	sub	sub	sub	sub	sub	sub	sub	sub	sub	sub	sub	sub	sub	sub				
Jackson, Chad	12	1	0	4	X	sub	X	sub	WR	sub	sub	sub	sub	sub	sub	sub	X	X	sub	sub				
Kaczur, Nick	11	9	0	5	X	X	X	sub	X	X	sub	RT	RT	RT	RT	RT	RT	RT	RT	RT				
Kight, Kelvin	4	1	0	0							Signed of Practice Squad 12/9/06							sub	sub	WR				
Koppen, Dan	16	16	0	0	C	C	C	C	C	C	C	C	C	C	C	C	C	C	C	C				
Light, Matt	16	16	0	0	LT	LT	LT	LT	LT	LT	LT	LT	LT	LT	LT	LT	LT	LT	LT	LT				
Mankins, Logan	16	16	0	0	LG	LG	LG	LG	LG	LG	LG	LG	LG	LG	LG	LG	LG	LG	LG	LG				
Maroney, Laurence	14	0	0	2	sub	sub	sub	sub	sub	sub	sub	sub	sub	sub	sub	sub	X	X	sub	sub				
Mays, Corey	8	0	0	1					Signed 11/4/06				sub	sub	sub	sub	X	sub	sub	sub				
Mickens, Ray	4	0	0	0									Signed on 12/4/06				sub	sub	sub	sub				
Miller, Josh	10	0	0	0	sub	sub	sub	sub	sub	sub	sub	sub	sub	sub	sub	Placed on IR 11/24/06								
Mills, Garrett	0	0	0	9	X	X	X	X	X	X	X	X	X	X	Placed on Injured Reserve 11/14/06									
Mruczkowski, Gene	1	0	0	6	X	X	X	Released 9/30				@@	@@	Re-signed 12/2		X	#	sub	X	X				
Neal, Stephen	13	13	0	3	RG	RG	RG	RG	RG	RG	X	X	X	RG	RG	RG	RG	RG	RG	RG				
O'Callaghan, Ryan	11	6	0	5	RT	RT	RT	X	RT	RT	sub	sub	sub	sub	sub	X	X	X	X	sub				
Pass, Patrick	3	0	0	0						Activated off PUP 11/25/06						sub	sub	sub	Placed on IR					
Paxton, Lonie	16	0	0	0	sub	sub	sub	sub	sub	sub	sub	sub	sub	sub	sub	sub	sub	sub	sub	sub				
Poteat, Hank	2	1	0	0	Signed 9/27/06				CB	sub	Released 10/9/06													
Samuel, Asante	15	15	0	1	RCB	RCB	RCB	RCB	RCB	RCB	RCB	RCB	RCB	X	LCB	LCB	LCB	LCB	LCB	LCB				
Sanders, James	16	5	0	0	sub	sub	sub	sub	sub	sub	sub	sub	sub	SS	SS	SS	SS	SS	sub	sub				
Sauerbrun, Todd	2	0	0	0												Signed 12/22/06					sub	sub		
Scott, Chad	14	9	0	2	sub	sub	sub	LCB	LCB	LCB	LCB	LCB	SS	LCB	X	sub	RCB	RCB	sub	X				
Scott, Guss	1	0	0	0											Signed 12/16/06			sub	Released					
Seau, Junior	11	10	0	0	ILB	MLB	ILB	sub	ILB	ILB	ILB	ILB	ILB	ILB	ILB	ILB	Placed on IR 11/27/06							
Seymour, Richard	16	15	0	0	RDE	RDE	RDE	RDT	RDE	RDE	sub	RDE	RDE	RDE	RDE	RDE	RDE	RDE	RDE	RDE				
Smith, Jonathan	2	0	0	1		X	sub	sub	Waived 10/02/06															
Smith, Le Kevin	3	0	2	11	dnp	X	dnp	X	X	X	X	X	X	X	X	X	X	sub	sub	sub				
Spann, Antwain	8	0	0	2	Signed 9/30/06				sub	sub	X	sub	sub	**	sub	**	sub	sub	X	sub				
Sullivan, Johnathan	0	0	0	5	X	X	X	X	X	Released 10/9/06														
Testaverde, Vinny	2	0	0	5							Signed 11/14/06				sub	3rd	3rd	3rd	sub	3rd				
Thomas, David	15	4	0	1	sub	sub	TE	sub	TE	sub	sub	sub	sub	X	sub	sub	sub	sub	TE	TE				
Vrabel, Mike	16	16	0	0	OLB	OLB	OLB	LB	OLB	OLB	OLB	OLB	OLB	OLB	OLB	ILB	OLB	ILB	ILB	ILB				
Walter, Ken	4	0	0	0								Signed 11/25/06				sub	sub	sub	sub	On IR				
Warren, Ty	15	15	0	1	LDE	LDE	LDE	LDE	LDE	LDE	LDE	LDE	LDE	X	LDE	LDE	LDE	LDE	LDE	LDE				
Watson, Benjamin	13	13	0	3	TE	TE	TE	TE	TE	TE	TE	TE	TE	TE	TE	TE	TE	X	X	X				
Wilfork, Vince	13	13	0	3	NT	LDT	NT	LDT	NT	NT	NT	NT	NT	NT	NT	NT	NT	X	X	X				
Wilson, Eugene	4	4	0	8	FS	FS	FS	X	X	FS	X	X	X	X	X	X	Placed on IR 12/4/06							
Woods, Pierre	8	0	1	7	sub	X	X	X	dnp	X	X	X	X	sub	sub	sub	sub	sub	sub	sub				
Wright, Mike	16	4	0	0	sub	RDT	sub	sub	sub	sub	sub	sub	sub	sub	sub	sub	sub	sub	NT	NT				
Yates, Billy	4	3	0	0			Signed 10/21/06				sub	RG	RG	RG	Placed on Injured Reserve 11/13/06									
	706	352	16	126																				

X - inactive / CAPS - starters / sub - played / DNP - did not play

** Antwain Spann - Released 11/7/06. Re-signed 11/18/06. Released 11/22/06. Re-signed 12/09/06.

@ @ ' Gene Mruczkowski was signed on 11/14/06 and released on 11/18/06.

Gene Mruczkowski was released on 12/9/06 and re-signed on 12/13/06



NEW ENGLAND PATRIOTS 2006 STATS PACK

LONGEST PLAYS

bold indicates touchdown on the play

PATRIOTS COMPLETIONS OVER 20 YARDS

YDS	RECEIVER	PASSER	QTR	DATE	OPPONENT
62	Reche Caldwell	Brady	3	12/31/06	at Tennessee
54	Reche Caldwell	Brady	2	11/19/06	at Green Bay
52	Corey Dillon	Brady	1	12/31/06	at Tennessee
49	Reche Caldwell	Brady	2	12/31/06	at Tennessee
45	Doug Gabriel	Brady	1	10/30/06	at Minnesota
43	Kevin Faulk	Brady	1	12/17/06	Houston
40	Benjamin Watson	Brady	2	10/30/06	at Minnesota
40	Benjamin Watson	Brady	4	11/26/06	Chicago
39	Doug Gabriel	Brady	1	11/05/06	Indianapolis
36	Benjamin Watson	Brady	1	11/19/06	at Green Bay
36	David Thomas	Brady	3	12/24/06	at Jacksonville
35	Benjamin Watson	Brady	2	10/01/06	at Cincinnati
35	Chad Jackson	Brady	3	10/22/06	at Buffalo
34	Benjamin Watson	Brady	3	09/10/06	Buffalo
34	Reche Caldwell	Brady	2	10/30/06	at Minnesota
33	Jabar Gaffney	Brady	4	11/12/06	New York Jets
31	Doug Gabriel	Brady	4	10/22/06	at Buffalo
31	Laurence Maroney	Brady		09/24/06	Denver
29	Chad Jackson	Brady	1	09/17/06	at New York Jets
29	David Thomas	Brady	1	09/17/06	at New York Jets
29	Benjamin Watson	Brady	1	09/17/06	at New York Jets
29	Daniel Graham	Brady		09/17/06	at New York Jets
28	Reche Caldwell	Brady	2	12/03/06	Detroit
28	Jabar Gaffney	Brady	2	12/03/06	Detroit
27	Corey Dillon	Brady	3	10/30/06	at Minnesota
25	Doug Gabriel	Brady	2	10/01/06	at Cincinnati
25	Benjamin Watson	Brady	4	11/05/06	Indianapolis
25	Daniel Graham	Brady	2	11/26/06	Chicago
24	Reche Caldwell	Brady	4	09/10/06	Buffalo
23	Daniel Graham	Brady	4	09/10/06	Buffalo
23	Benjamin Watson	Brady	2	09/17/06	at New York Jets
23	Reche Caldwell	Brady	2	09/24/06	Denver
23	Troy Brown	Brady	3	09/24/06	Denver
23	Benjamin Watson	Brady	3	11/26/06	Chicago
23	Benjamin Watson	Brady	2	12/03/06	Detroit
23	Chad Jackson	Testaverde	4	12/31/06	at Tennessee
22	Doug Gabriel	Brady	2	11/12/06	New York Jets
22	Reche Caldwell	Brady	4	11/26/06	Chicago
22	David Thomas	Brady	3	12/24/06	at Jacksonville
21	Reche Caldwell	Brady	2	11/05/06	Indianapolis
21	Chad Jackson	Brady	3	11/19/06	at Green Bay
21	Reche Caldwell	Brady	1	12/03/06	Detroit
21	Troy Brown	Brady	2	12/10/06	at Miami
20	Benjamin Watson	Brady	3	10/22/06	at Buffalo
20	Laurence Maroney	Brady	2	10/30/06	at Minnesota
20	Laurence Maroney	Brady	3	11/26/06	Chicago
20	Reche Caldwell	Brady	4	11/26/06	Chicago
20	Kevin Faulk	Brady	2	12/03/06	Detroit

OPPONENT COMPLETIONS OVER 20 YARDS

YDS	RECEIVER	PASSER	QTR	DATE	OPPONENT	#
83	Javon Walker	Plummer	4	09/24/06	Denver	1
71	Jerricho Cotchery	Pennington	3	09/17/06	at New York Jets	2
56	Willis McGahee	Losman	1	10/22/06	at Buffalo	3
53	Brandon Jones	Young	3	12/31/06	at Tennessee	4
50	Mewelde Moore	Bollinger	4	10/30/06	at Minnesota	5
47	Bernard Berrian	Grossman	1	11/26/06	Chicago	6
46	Laveranues Coles	Pennington	3	09/17/06	at New York Jets	7
44	Marvin Harrison	Manning	1	11/05/06	Indianapolis	8
41	Ernest Wilford	Garrard	3	12/24/06	at Jacksonville	9
38	Donald Driver	Favre	2	11/19/06	at Green Bay	10
36	Marvin Harrison	Manning	3	11/05/06	Indianapolis	11
35	Dallas Clark	Manning	3	11/05/06	Indianapolis	12
33	T.J. Houshmandzadeh	Palmer	3	10/01/06	at Cincinnati	13
33	Reggie Wayne	Manning	2	11/05/06	Indianapolis	14
33	Matt Jones	Garrard	4	12/24/06	at Jacksonville	15
32	Javon Walker	Plummer	2	09/24/06	Denver	16
32	T.J. Houshmandzadeh	Palmer	3	10/01/06	at Cincinnati	17
32	Marty Booker	Harrington	3	12/10/06	at Miami	18
31	Mike Furrey	Kitna	1	12/03/06	Detroit	19
29	Marvin Harrison	Manning	3	11/05/06	Indianapolis	20
28	Sammy Morris	Harrington	1	12/10/06	at Miami	21
27	David Anderson	Carr	1	12/17/06	Houston	22
27	Drew Bennett	Young	1	12/31/06	at Tennessee	23
26	Greg Jennings	Favre	1	11/19/06	at Green Bay	24
26	Marty Booker	Harrington	4	12/10/06	at Miami	25
25	Wes Welker	Harrington	2	10/08/06	Miami	26
25	Peerless Price	Losman	4	10/22/06	at Buffalo	27
25	Kevin Jones	Kitna	3	12/03/06	Detroit	28
24	David Kircus	Plummer	2	09/24/06	Denver	29
24	Stephen Alexander	Plummer	4	09/24/06	Denver	30
24	Matt Jones	Garrard	3	12/24/06	at Jacksonville	31
24	Drew Bennett	Young	2	12/31/06	at Tennessee	32
23	Justin McCareins	Pennington	2	09/17/06	at New York Jets	33
23	Randy McMichael	Harrington	2	10/08/06	Miami	34
23	Justin McCareins	Pennington	1	11/12/06	New York Jets	35
23	Ben Hartsock	Young	4	12/31/06	at Tennessee	36
22	Travis Taylor	Johnson	3	10/30/06	at Minnesota	37
22	Jerricho Cotchery	Pennington	4	11/12/06	New York Jets	38
21	Robert Royal	Losman	2	10/22/06	at Buffalo	39
21	Bernard Berrian	Grossman	1	11/26/06	Chicago	40
21	Roy Williams	Kitna	1	12/03/06	Detroit	41
21	Mike Furrey	Kitna	3	12/03/06	Detroit	42
21	Dan Campbell	Kitna	4	12/03/06	Detroit	43
20	Willis McGahee	Losman	1	09/10/06	Buffalo	44
20	Laveranues Coles	Pennington	1	09/17/06	at New York Jets	45
20	Travis Taylor	Johnson	4	10/30/06	at Minnesota	46
20	Mike Furrey	Kitna	2	12/03/06	Detroit	47

INTERCEPTION RETURNS OVER 20 YARDS

YDS	RETURNER	PASSER	QTR	DATE	OPPONENT	#
70	Ellis Hobbs	Bollinger	4	10/30/06	at Minnesota	1
33	Asante Samuel	Carr	4	12/17/06	Houston	2
32	Chad Scott	Manning	4	11/05/06	Indianapolis	3
27	Asante Samuel	Grossman	3	11/26/06	Chicago	4
26	Asante Samuel	Harrington	2	10/08/06	Miami	5
21	James Sanders	Carr		12/17/06	Houston	6

OPPONENT INTERCEPTION RETURNS OVER 20 YARDS

YDS	RETURNER	PASSER	QTR	DATE	OPPONENT	#
38	Antoine Bethea	Brady	1	11/05/06	Indianapolis	1

FUMBLE RETURNS OVER 20 YARDS

YDS	RETURNER	FROM	QTR	DATE	OPPONENT	#
						1

OPPONENT FUMBLE RETURNS OVER 20 YARDS

YDS	RETURNER	FROM	QTR	DATE	OPPONENT	#
						1



NEW ENGLAND PATRIOTS 2006 STATS PACK

LONGEST PLAYS (cont.)

bold indicates touchdown on the play

PATRIOTS RUSHES OVER 10 YARDS					OPPONENTS RUSHES OVER 10 YARDS					
YDS	RUSHER	QTR	DATE	OPPONENT	#	YDS	RUSHER	QTR	DATE	OPPONENT
50	Corey Dillon	1	11/12/06	New York Jets	1	74	Maurice Jones-Drew	2	12/24/06	at Jacksonville
41	Laurence Maroney	3	10/01/06	at Cincinnati	2	44	Sammy Morris	4	12/10/06	at Miami
35	Heath Evans	4	10/30/06	at Minnesota	3	34	Travis Henry	2	12/31/06	at Tennessee
31	Laurence Maroney	2	09/24/06	Denver	4	28	Vince Young	3	12/31/06	at Tennessee
31	Laurence Maroney	4	12/31/06	at Tennessee	5	25	Travis Henry	2	12/31/06	at Tennessee
27	Laurence Maroney	1	09/10/06	Buffalo	6	21	Tatum Bell	1	09/24/06	Denver
27	Laurence Maroney	4	12/24/06	at Jacksonville	7	19	Tatum Bell	2	09/24/06	Denver
26	Corey Dillon	1	11/26/06	Chicago	8	19	Ron Dayne	2	12/17/06	Houston
25	Laurence Maroney	3	10/01/06	at Cincinnati	9	18	Chris Chambers	4	10/08/06	Miami
22	Laurence Maroney	1	09/10/06	Buffalo	10	17	Thomas Jones	4	11/26/06	Chicago
22	Tom Brady	3	10/01/06	at Cincinnati	11	17	Travis Henry	1	12/31/06	at Tennessee
22	Laurence Maroney	2	10/30/06	at Minnesota	12	16	Cedric Benson	2	11/26/06	Chicago
21	Corey Dillon	1	12/31/06	at Tennessee	13	15	Willis McGahee	1	09/10/06	Buffalo
17	Corey Dillon	4	10/22/06	at Buffalo	14	14	Willis McGahee	3	09/10/06	Buffalo
17	Laurence Maroney	4	11/05/06	Indianapolis	15	14	Tatum Bell	4	09/24/06	Denver
17	Corey Dillon	2	12/10/06	at Miami	16	14	Joseph Addai	4	11/05/06	Indianapolis
16	Troy Brown	2	12/03/06	Detroit	17	14	Cedric Benson	1	11/26/06	Chicago
15	Corey Dillon	2	10/30/06	at Minnesota	18	13	Rudi Johnson	2	10/01/06	at Cincinnati
15	Laurence Maroney	3	11/19/06	at Green Bay	19	13	Ron Dayne	3	12/17/06	Houston
15	Corey Dillon	1	12/17/06	Houston	20	13	Maurice Jones-Drew	4	12/24/06	at Jacksonville
14	Laurence Maroney	1	09/17/06	at New York Jets	21	12	Kevan Barlow	4	11/12/06	New York Jets
14	Corey Dillon	2	09/17/06	at New York Jets	22	12	Arlen Harris	3	12/03/06	Detroit
14	Laurence Maroney	3	09/17/06	at New York Jets	23	11	Jake Plummer	1	09/24/06	Denver
14	Laurence Maroney	3	10/01/06	at Cincinnati	24	11	Rudi Johnson	1	10/01/06	at Cincinnati
14	Chad Jackson	1	10/22/06	at Buffalo	25	11	Kevan Barlow	2	11/12/06	New York Jets
14	Laurence Maroney	4	10/22/06	at Buffalo	26	11	Kevin Jones	3	12/03/06	Detroit
14	Heath Evans	4	12/31/06	at Tennessee	27	11	Ron Dayne	4	12/17/06	Houston
13	Corey Dillon	4	11/12/06	New York Jets	28	10	Willis McGahee	4	09/10/06	Buffalo
12	Corey Dillon	3	10/01/06	at Cincinnati	29	10	Sammy Morris	4	12/10/06	at Miami
12	Laurence Maroney	4	10/01/06	at Cincinnati	30					
12	Corey Dillon	1	10/22/06	at Buffalo	31					
12	Laurence Maroney	1	11/05/06	Indianapolis	32					
12	Corey Dillon	4	12/10/06	at Miami	33					
11	Corey Dillon	1	09/10/06	Buffalo	34					
11	Kevin Faulk	1	09/10/06	Buffalo	35					
11	Corey Dillon	3	09/17/06	at New York Jets	36					
11	Laurence Maroney	2	10/01/06	at Cincinnati	37					
11	Laurence Maroney	4	10/08/06	Miami	38					
11	Kevin Faulk	3	10/30/06	at Minnesota	39					
11	Laurence Maroney	3	11/19/06	at Green Bay	40					
11	Tom Brady	4	11/26/06	Chicago	41					
11	Kevin Faulk	3	12/10/06	at Miami	42					
11	Kevin Faulk	1	12/17/06	Houston	43					
11	Heath Evans	4	12/17/06	Houston	44					
11	Corey Dillon	3	12/31/06	at Tennessee	45					
10	Corey Dillon	4	09/17/06	at New York Jets	46					
10	Corey Dillon	1	09/24/06	Denver	47					
10	Chad Jackson	2	10/01/06	at Cincinnati	48					
10	Laurence Maroney	2	10/22/06	at Buffalo	49					
10	Corey Dillon	1	11/05/06	Indianapolis	50					
10	Kevin Faulk	4	11/05/06	Indianapolis	51					
10	Laurence Maroney	1	11/12/06	New York Jets	52					
10	Kevin Faulk	2	12/10/06	at Miami	53					
10	Corey Dillon	3	12/10/06	at Miami	54					

PAT'S KICKOFF RETURNS OVER 30 YARDS					OPPONENTS KO RETURNS OVER 30 YARDS					
YDS	RETURNER	QTR	DATE	OPPONENT	#	YDS	RETURNER	QTR	DATE	OPPONENT
93	Ellis Hobbs	3	12/17/06	Houston	1	70	Terrence Wilkins	2	11/05/06	Indianapolis
77	Laurence Maroney	3	10/30/06	at Minnesota	2	62	Justin Miller	3	11/12/06	New York Jets
74	Laurence Maroney	1	10/22/06	at Buffalo	3	47	Terrence McGee	3	10/22/06	at Buffalo
51	Ellis Hobbs	4	12/10/06	at Miami	4	47	Pacman Jones	3	12/31/06	at Tennessee
40	Ellis Hobbs	3	12/31/06	at Tennessee	5	44	Terrence McGee	3	09/10/06	Buffalo
39	Laurence Maroney	3	09/17/06	at New York Jets	6	43	Terrence Wilkins	3	11/05/06	Indianapolis
38	Ellis Hobbs	3	12/24/06	at Jacksonville	7	36	Pacman Jones	2	12/31/06	at Tennessee
36	Laurence Maroney	4	11/12/06	New York Jets	8	32	Pacman Jones	3	12/31/06	at Tennessee
35	Laurence Maroney	2	11/26/06	Chicago	9					
33	Ellis Hobbs	3	12/31/06	at Tennessee	10					
32	Laurence Maroney	3	11/12/06	New York Jets	11					
31	Laurence Maroney	2	11/05/06	Indianapolis	12					
31	Laurence Maroney	4	11/05/06	Indianapolis	13					
31	Kevin Faulk	1	12/10/06	at Miami	14					

PAT'S PUNT RETURNS OVER 20 YARDS					OPPONENTS PUNT RETURNS OVER 20 YARDS					
YDS	RETURNER	QTR	DATE	OPPONENT	#	YDS	RETURNER	QTR	DATE	OPPONENT
43	Kevin Faulk	2	10/01/06	at Cincinnati	1	81	Pacman Jones	2	12/31/06	at Tennessee
39	Chad Jackson	4	12/31/06	at Tennessee	2	71	Mewelde Moore	3	10/30/06	at Minnesota
36	Kevin Faulk	4	11/19/06	at Green Bay	3	20	Pacman Jones	1	12/31/06	at Tennessee
29	Kevin Faulk	3	10/30/06	at Minnesota	4					
26	Chad Jackson	3	12/31/06	at Tennessee	5					



NEW ENGLAND PATRIOTS 2006 STATS PACK

RED ZONE

2006 NEW ENGLAND PATRIOTS											
RED ZONE STATISTICS "INSIDE THE 20"											
Date	Opponent	Score		Drives In	Scores	Scoring %	TDs	TD %	FGs	T.O.s	Scoring
		NE	Opp	Red Zone							Drives 20+
09/10	Buffalo	19	17	3	3	100.0%	2	66.7%	1	0	0
09/17 at	New York Jets	24	17	5	4	80.0%	3	60.0%	1	0	0
09/24	Denver	7	17	2	1	50.0%	1	50.0%	0	0	0
10/01 at	Cincinnati	38	13	4	4	100.0%	3	75.0%	1	0	2
10/08	Miami	20	10	5	4	80.0%	2	40.0%	2	0	0
10/22 at	Buffalo	28	6	3	3	100.0%	3	100.0%	0	0	1
10/30 at	Minnesota	31	7	6	5	83.3%	4	66.7%	1	1	0
11/05	Indianapolis	20	27	4	3	75.0%	2	50.0%	1	0	0
11/12	New York Jets	14	17	3	3	100.0%	1	33.3%	2	0	0
11/19 at	Green Bay	35	0	4	4	100.0%	4	100.0%	0	0	1
11/26	Chicago	17	13	3	2	66.7%	2	66.7%	0	1	1
12/03	Detroit	28	21	5	5	100.0%	3	60.0%	2	0	0
12/10 at	Miami	0	21	0	0	0.0%	0	0.0%	0	0	0
12/17	Houston	40	7	6	6	100.0%	2	33.3%	4	0	2
12/24 at	Jacksonville	24	21	1	1	100.0%	1	100.0%	0	0	3
12/31 at	Tennessee	40	23	6	5	83.3%	3	50.0%	2	0	1
Regular Season Totals		385	237	60	53	88.3%	36	60.0%	17	2	11

2006 NEW ENGLAND PATRIOTS											
OPPONENTS RED ZONE STATISTICS "INSIDE THE 20"											
Date	Opponent	Score		Drives In	Scores	Scoring %	TDs	TD %	FGs	T.O.s	Scoring
		NE	Opp	Red Zone							Drives +20
09/10	Buffalo	19	17	2	1	50.0%	1	50.0%	0	0	0
09/17 at	New York Jets	24	17	1	1	100.0%	0	0.0%	1	0	2
09/24	Denver	7	17	1	1	100.0%	0	0.0%	1	0	2
10/01 at	Cincinnati	38	13	1	1	100.0%	1	100.0%	0	0	2
10/08	Miami	20	10	1	1	100.0%	1	100.0%	0	0	1
10/22 at	Buffalo	28	6	1	1	100.0%	0	0.0%	1	0	1
10/30 at	Minnesota	31	7	3	0	0.0%	0	0.0%	0	2	0
11/05	Indianapolis	20	27	6	5	83.3%	3	50.0%	2	0	0
11/12	New York Jets	14	17	2	2	100.0%	1	50.0%	1	0	1
11/19 at	Green Bay	35	0	0	0	0.0%	0	0.0%	0	0	0
11/26	Chicago	17	13	3	2	66.7%	1	33.3%	1	1	0
12/03	Detroit	28	21	4	3	75.0%	1	25.0%	2	1	2
12/10 at	Miami	0	21	4	3	75.0%	1	25.0%	2	0	1
12/17	Houston	40	7	1	1	100.0%	1	100.0%	0	0	0
12/24 at	Jacksonville	24	21	1	1	100.0%	1	100.0%	0	0	2
12/31 at	Tennessee	40	23	4	3	75.0%	0	0.0%	3	0	1
Regular Season Totals		385	237	35	26	74.3%	12	34.3%	14	4	15



NEW ENGLAND PATRIOTS 2006 STATS PACK

REGULAR SEASON RED ZONE STATISTICS

RED ZONE STATISTICS											
PATRIOTS						OPPONENTS					
Date	Opponent	Scrim.	Result	No.	Conv.	Date	Opponent	Scrim.	Result	No.	Conv.
09/10	Buffalo	BUF 9	Touchdown	1	1	09/10	Buffalo	NE 18	Touchdown	1	1
		BUF 17	Touchdown	2	2			NE 7	Downs	2	1
		BUF 14	Field Goal	3	3	09/17	at New York Jets	NE 24	Field Goal	3	2
09/17	at New York Jets	NYJ 1	Touchdown	4	4	09/26	Denver	NE 4	Field Goal	4	3
		NYJ 2	Field Goal	5	5	10/01	at Cincinnati	NE 2	Touchdown	5	4
		NYJ 13	Touchdown	6	6	10/08	Miami	NE 2	Touchdown	6	5
		NYJ 1	Touchdown	7	7	10/22	at Buffalo	NE 22	Field Goal	7	6
		NYJ 12	Blocked FG	8	7	10/30	at Minnesota	NE 5	Interception	8	6
09/26	Denver	DEN 19	Blocked FG	9	7			NE 15	Downs	9	6
		DEN 8	Touchdown	10	8			NE 16	Interception	10	6
10/01	at Cincinnati	CIN 11	Touchdown	11	9	11/05	Indianapolis	NE 5	Touchdown	11	7
		CIN 6	Field Goal	12	10			NE 2	Touchdown	12	8
		CIN 1	Touchdown	13	11			NE 5	Field Goal	13	9
		CIN 3	Touchdown	14	12			NE 19	Missed Field Goal	14	9
10/08	Miami	MIA 17	Field Goal	15	13			NE 4	Touchdown	15	10
		MIA 13	Field Goal	16	14			NE 13	Field Goal	16	11
		MIA 10	Touchdown	17	15	11/12	New York Jets	NE 2	Touchdown	17	12
		MIA 1	Touchdown	18	16			NE 15	Field Goal	18	13
		MIA 7	End of Game	19	16	11/19	at Green Bay	NONE			
10/22	at Buffalo	BUF 8	Touchdown	20	17	11/26	Chicago	NE 5	Fumble	19	13
		BUF 12	Touchdown	21	18			NE 2	Touchdown	20	14
		BUF 5	Touchdown	22	19			NE 14	Field Goal	21	15
10/30	at Minnesota	MIN 6	Touchdown	23	20	12/03	Detroit	NE 5	Touchdown	22	16
		MIN 5	Field Goal	24	21			NE 4	Fumble	23	16
		MIN 9	Touchdown	25	22			NE 11	Field Goal	24	17
		MIN 7	Touchdown	26	23			NE 8	Field Goal	25	18
		MIN 7	Fumble	27	23	12/10	at Miami	NE 17	Field Goal	26	19
		MIN 10	Touchdown	28	24			NE 15	Field Goal	27	20
11/05	Indianapolis	IND 1	Touchdown	29	25			NE 3	Touchdown	28	21
		IND 4	Touchdown	30	26			NE 6	End of Game	29	21
		IND 18	Missed Field Goal	31	26	12/17	Houston	NE 1	Touchdown	30	22
		IND 8	Field Goal	32	27	12/24	at Jacksonville	NE 1	Touchdown	31	23
11/12	New York Jets	NYJ 13	Field Goal	33	28	12/31	at Tennessee	NE 7	Field Goal	32	24
		NYJ 3	Field Goal	34	29			NE 5	Missed FG	33	24
		NYJ 15	Touchdown	35	30			NE 9	Field Goal	34	25
11/19	at Green Bay	GB 2	Touchdown	36	31			NE 9	Field Goal	35	26
		GB 1	Touchdown	37	32						
		GB 8	Touchdown	38	33						
		GB 19	Touchdown	39	34						
11/26	Chicago	CHI 11	Fumble	40	34						
		CHI 1	Touchdown	41	35						
		CHI 2	Touchdown	42	36						
12/03	Detroit	DET 7	Field Goal	43	37						
		DET 6	Touchdown	44	38						
		DET 9	Field Goal	45	39						
		DET 2	Touchdown	46	40						
		DET 4	Touchdown	47	41						
12/10	at Miami	NONE									
12/17	Houston	HST 11	Touchdown	48	42						
		HST 18	Field Goal	49	43						
		HST 14	Field Goal	50	44						
		HST 6	Touchdown	51	45						
		HST 14	Field Goal	52	46						
		HST 3	Field Goal	53	47						
12/24	at Jacksonville	JAX 1	Touchdown	54	48						
12/31	at Tennessee	TEN 10	Field Goal	55	49						
		TEN 8	Field Goal	56	50						
		TEN 1	Touchdown	57	51						
		TEN 15	Missed Field Goal	58	51						
		TEN 1	Touchdown	59	52						
		TEN 6	Touchdown	60	53						
bold underlines denotes goal-to-goal situation						bold underlines denotes goal-to-goal situation					

REGULAR SEASON RED ZONE DRIVES

Drives	Conversions	TDs	TD %	FGs	Points	Drives	Conversions	TDs	TD %	FGs	Points
60	53	36	60.0%	17	305	35	26	12	34.3%	14	127

REGULAR SEASON GOAL-TO-GOAL SITUATIONS

Drives	Conversions	TDs	TD %	FGs	Points	Drives	Conversions	TDs	TD %	FGs	Points
35	33	27	77.1%	6	208	19	14	10	52.6%	4	82



NEW ENGLAND PATRIOTS 2006 STATS PACK

REGULAR SEASON TURNOVER DIFFERENTIAL (8)

REGULAR SEASON TAKEAWAYS (35)										
Date	Opponent	Qtr.	Scrim.	Player	Turnover (Forced By)	Takeaway	Yardline	Return	Drive Results	Pts./T.O.
09/10	Buffalo			NONE						
09/17 at	New York Jets	4	NYJ 45	Chad Pennington	Interception	Tedy Bruschi	NE 21	8	End of Game	0
09/24	Denver			NONE						
10/01 at	Cincinnati	4	CIN 23	Carson Palmer	Fumble (Jarvis Green)	Jarvis Green	CIN 13	0	Touchdown	7
		4	CIN 36	Carson Palmer	Fumble (Ty Warren)	Ty Warren	CIN 29	0	Touchdown	7
10/08	Miami	1	MIA 37	Ronnie Brown	Fumble (Rodney Harrison)	Tedy Bruschi	MIA 37	0	Field Goal	3
		2	MIA 28	Joey Harrington	Interception	Asante Samuel	MIA 36	26	Touchdown	7
		4	MIA 17	Joey Harrington	Interception	Asante Samuel	MIA 26	2	Touchdown	7
10/22 at	Buffalo	2	NE 41	JP Losman	Fumble (Mike Vrabel)	Vince Wilfork	NE 48	0	Punt	0
		2	NE 23	JP Losman	Interception	Asante Samuel	NE 13	5	Punt	0
		2	BUF 40	Lee Evans	Fumble (Mike Wright)	Ellis Hobbs	50	5	End of Half	0
		4	BUF 38	JP Losman	Fumble (Dropped)	Tedy Bruschi	NE 45	0	End of Game	0
10/30 at	Minnesota	1	NE 5	Brad Johnson	Interception	Rodney Harrison	NE 0	2	Field Goal	3
		2	MIN 34	Brad Johnson	Interception	Chad Scott	NE 29	0	Punt	0
		4	NE 31	Brad Johnson	Interception	Mike Vrabel	NE 30	2	Punt	0
		4	NE 16	Brooks Bollinger	Interception	Ellis Hobbs	MIN 31	70	End of Game	0
11/05	Indianapolis	3	KOR	Terrence Wilkins	Fumble (Artrell Hawkins)	Artrell Hawkins	IND 46	0	Missed FG	0
		4	NE 30	Peyton Manning	Interception	Chad Scott	NE 14	32	Interception	0
11/12	New York Jets	2	NYJ 39	Chad Pennington	Interception	Artrell Hawkins	NE 44	0	Fumble	0
11/19 at	Green Bay	4	NE 49	Aaron Rodgers	Fumble (Mike Vrabel)	Mike Wright	GB 45	0	End of Game	0
11/26	Chicago	1	CHI 30	Rex Grossman	Interception	Asante Samuel	CHI 39	0	Interception	0
		2	NE 5	Rex Grossman	Fumble	Richard Seymour	NE 8	0	Touchdown	7
		3	NE 29	Rex Grossman	Interception	Asante Samuel	NE 7	27	Interception	0
		4	CHI 22	Rex Grossman	Interception	Asante Samuel	NE 38	-1	End of Game	0
12/03	Detroit	2	NE 4	Kevin Jones	Fumble (Artrell Hawkins)	Mike Vrabel	NE 2	0	Fumble	0
		2	DET 48	Jon Kitna	Interception	Asante Samuel	NE 30	0	Field Goal	3
		4	NE 49	Jon Kitna	Interception	Mike Vrabel	NE 49	-3	Fumble	0
		4	DET 47	Jon Kitna	Fumble (Rosevelt Colvin)	Mike Wright	DET 32	0	Touchdown	7
		4	DET 31	Jon Kitna	Interception	Mike Vrabel	DET 36	1	End of Game	0
12/10 at	Miami			NONE						
12/17	Houston	1	HST 24	David Carr	Interception	Richard Seymour	HST 24	0	Touchdown	7
		1	NE 49	David Carr	Interception	James Sanders	NE 35	21	Touchdown	7
		3	HST 14	David Carr	Interception	Ellis Hobbs	HST 38	9	Field Goal	3
		4	HST 30	David Carr	Interception	Asante Samuel	HST 38	33	Field Goal	3
12/24 at	Jacksonville	4	JAX 45	David Garrard	Fumble (Jarvis Green)	Rodney Harrison	JAX 46	0	End of Game	0
12/31 at	Tennessee	1	TEN 28	Vince Young	Fumble (Jarvis Green)	Rosevelt Colvin	TEN 25	0	Field Goal	3
		4	TEN 37	Vince Young	Interception	Asante Samuel	NE 14	17	Punt	0
		4	NE 36	Vince Young	Interception	Asante Samuel	NE 22	11	End of Game	0
Points Off Takeaways										74
REGULAR SEASON GIVEAWAYS (27)										
Date	Opponent	Qtr.	Scrim.	Player	Turnover (Forced By)	Takeaway	Yardline	Return	Drive Results	Pts./T.O.
09/10	Buffalo	1	NE 21	Tom Brady	Fumble (Takeo Spikes)	London Fletcher-Baker	NE 5	5	TD Return	7
		4	NE 34	Tom Brady	Interception	Donte Whitner	BUF 44	10	Punt	0
09/17 at	New York Jets	3	NE 31	Tom Brady	Interception	David Barrett	NYJ 19	0	Touchdown	7
		4	NYJ 42	Tom Brady	Fumble (Kerry Rhodes)	Bryan Thomas	NE 49	0	Field Goal	3
09/24	Denver			NONE						
10/01 at	Cincinnati	1	NE 45	Tom Brady	Interception	Tory James	CIN 37	3	Punt	0
10/08	Miami	3	MIA 40	Kevin Faulk	Fumble (Yeremiah Bell)	David Bowens	NE 37	0	Punt	0
10/22 at	Buffalo			NONE						
10/30 at	Minnesota	1	NE 16	Tom Brady	Interception	Darren Sharper	NE 45	0	Interception	0
		3	NE 7	Reche Caldwell	Fumble (Fred Smoot)	Dwight Smith	MIN 9	5	Punt	0
11/05	Indianapolis	1	IND 34	Tom Brady	Interception	Antoine Bethea	IND (-6)	38	Touchdown	7
		2	IND 40	Tom Brady	Interception	Bob Sanders	IND 3	0	Halftime	0
		3	NE 27	Corey Dillon	Fumble (Raheem Brock)	Raheem Brock	NE 31	0	Punt	0
		4	NE 46	Tom Brady	Interception	Cato June	NE 49	3	Field Goal	3
		4	IND 39	Tom Brady	Interception	Cato June	IND 32	3	Game	0
11/12	New York Jets	2	NYJ 46	Doug Gabriel	Fumble (Erik Coleman)	Kerry Rhodes	NYJ 19	4	Touchdown	7
		4	NE 35	Tom Brady	Interception	Erik Coleman	NE 38	3	Touchdown	7
11/19 at	Green Bay	1	NE 32	Tom Brady	Fumble (aborted play)	A.J. Hawk	NE 30	0	Missed FG	0
11/26	Chicago	1	CHI 24	Tom Brady	Interception	Charles Tillman	CHI 1	5	Blocked FG	0
		1	CHI 11	Laurence Maroney	Fumble (Lance Briggs)	Lance Briggs	CHI 15	0	Fumble	0
		3	NE 41	Reche Caldwell	Fumble (Daniele Manning)	Daniele Manning	CHI 13	0	Interception	0
		3	NE 41	Tom Brady	Interception	Charles Tillman	CHI 44	3	Touchdown	7
		4	CHI 25	Corey Dillon	Fumble (Daniele Manning)	Alex Brown	CHI 22	0	Interception	0
12/03	Detroit	2	NE 15	Patrick Pass	Fumble (Corey Smith)	Dre Bly	NE 19	5	Field Goal	3
		3	NE 47	Tom Brady	Interception	Dre Bly	DET 42	5	Field Goal	3
		4	DET 39	Benjamin Watson	Fumble (Jon McGraw)	Terrence Holt	DET 29	0	Fumble	0
12/10 at	Miami	1	NE 33	Daniel Graham	Fumble (Channing Crowder)	Will Allen	NE 39	0	Field Goal	3
		4	MIA 38	Tom Brady	Fumble (Yeremiah Bell)	Yeremiah Bell	MIA 39	0	Touchdown	8
		4	MIA 39	Matt Cassel	Fumble (Jason Taylor)	Jeff Zgonina	MIA 43	0	Game	0
12/17	Houston			NONE						
12/24 at	Jacksonville			NONE						
12/31 at	Tennessee			NONE						
Points Off Takeaways										65



NEW ENGLAND PATRIOTS 2006 STATS PACK

TURNOVER RATIO 8

	Takeaways			Points off Takeaways				Total Points
	Ints.	Fumbles	Total	TDs	FGs	Total	Conv. %	
PATRIOTS	22	13	35	8	6	14	40%	74
Opponents	12	15	27	7	5	12	44%	65

Date	Opponent	TAKE-AWAYS			GIVE-AWAYS			Net Differential	Results
		Ints.	Fumbles	Total	Ints.	Fumbles	Total		
09/10	Buffalo	0	0	0	1	1	2	-2	19-17
09/17	at New York Jets	1	0	1	1	1	2	-1	24-17
09/24	Denver	0	0	0	0	0	0	0	7-17
10/01	at Cincinnati	0	2	2	1	0	1	1	38-13
10/08	Miami	2	1	3	0	1	1	2	20-10
10/22	at Buffalo	1	3	4	0	0	0	4	28-6
10/30	at Minnesota	4	0	4	1	1	2	2	31-7
11/05	Indianapolis	1	1	2	4	1	5	-3	20-27
11/12	New York Jets	1	0	1	1	1	2	-1	14-17
11/19	at Green Bay	0	1	1	0	1	1	0	35-0
11/26	Chicago	3	1	4	2	3	5	-1	17-13
12/03	Detroit	3	2	5	1	2	3	2	28-21
12/10	at Miami	0	0	0	0	3	3	-3	0-21
12/17	Houston	4	0	4	0	0	0	4	40-7
12/24	at Jacksonville	0	1	1	0	0	0	1	24-21
12/31	at Tennessee	2	1	3	0	0	0	3	40-23
2006 Regular Season		22	13	35	12	15	27	8	12-4



NEW ENGLAND PATRIOTS 2006 STATS PACK

TURNOVER RATIO

REGULAR SEASON TOTALS

Year	TAKE-AWAYS			GIVE-AWAYS			Net Differential	RECORD			PLAYOFFS		
	Ints	Fumbles	Total	Ints	Fumbles	Total		W	L	T	W	L	
2006	22	13	35	12	15	27	8	12	4	0			AFC East Champions
2005	10	8	18	15	9	24	-6	10	6	0	1	1	AFC East Champions
2004	20	16	36	14	13	27	9	14	2	0	3	0	Super Bowl Champions
2003	29	12	41	13	11	24	17	14	2	0	3	0	Super Bowl Champions
2002	18	11	29	14	10	24	5	9	7	0			
2001	22	13	35	15	13	28	7	11	5	0	3	0	Super Bowl Champions
2000	10	13	23	15	10	25	-2	5	11	0			
1999	16	15	31	21	12	33	-2	8	8	0			
1998	24	7	31	17	7	24	7	9	7	0	0	1	Wildcard Qualifier
1997	19	13	32	15	7	22	10	10	6	0	1	1	AFC East Champions
1996	23	11	34	15	12	27	7	11	5	0	2	1	AFC Conference Champions
1995	15	14	29	16	20	36	-7	6	10	0			
1994	22	18	40	27	11	38	2	10	6	0	0	1	Wildcard Qualifier
1993	13	9	22	24	10	34	-12	5	11	0			
1992	14	15	29	19	26	45	-16	2	14	0			
1991	12	19	31	22	20	42	-11	6	10	0			
1990	14	18	32	20	16	36	-4	1	15	0			
1989	16	12	28	27	12	39	-11	5	11	0			
1988	20	15	35	28	10	38	-3	9	7	0			
1987	21	21	42	18	13	31	11	8	7	0			
1986	21	19	40	13	11	24	16	11	5	0	0	1	AFC East Champions
1985	23	24	47	22	20	42	5	11	5	0	3	1	AFC Conference Champions
1984	17	8	25	14	15	29	-4	9	7	0			
1983	17	19	36	18	20	38	-2	8	8	0			
1982	12	11	23	9	8	17	6	5	4	0	0	1	Wildcard Qualifier
1981	16	17	33	34	16	50	-17	2	14	0			
1980	24	10	34	27	9	36	-2	10	6	0			
1979	20	22	42	23	15	38	4	9	7	0			
1978	22	21	43	25	21	46	-3	11	5	0	0	1	AFC East Champions
1977	19	10	29	21	15	36	-7	9	5	0			
1976	23	27	50	20	16	36	14	11	3	0	0	1	Wildcard Qualifier
1975	13	16	29	28	22	50	-21	3	11	0			
1974	24	14	38	23	15	38	0	7	7	0			
1973	13	18	31	17	25	42	-11	5	9	0			
1972	10	12	22	28	10	38	-16	3	11	0			
1971	15	14	29	16	16	32	-3	6	8	0			
1970	8	17	25	28	13	41	-16	2	12	0			
1969	20	14	34	18	10	28	6	4	10	0			
1968	23	17	40	33	20	53	-13	4	10	0			
1967	17	15	32	32	22	54	-22	3	10	1			
1966	22	15	37	21	13	34	3	8	4	2			
1965	21	9	30	29	12	41	-11	4	8	2			
1964	31	16	47	27	12	39	8	10	3	1			
1963	29	13	42	29	12	41	1	7	6	1	1	1	AFL East Champions
1962	25	10	35	13	20	33	2	9	4	1			
1961	22	20	42	21	9	30	12	9	4	1			
1960	25	20	45	23	22	45	0	5	9	0			
Total	892	701	1593	979	676	1655	-62	350	349	9	17	11	
Regular Season Record								350	349	9			
Playoff Record								17	11	0			
Overall Record								367	360	9			

Note: Bold indicates playoff seasons



NEW ENGLAND PATRIOTS 2006 STATS PACK

ALL-TIME SCORING

Active = Bold

#	SCORING	TD	Ru	Pa	Rt	PAT	PAT/ATT	2-Pt	FG	FG/ATT	S	TP
1	Adam Vinatieri	0	0	0	0	367	374	1	263	321	0	1,158
2	Gino Cappelletti	42	0	42	0	346	358	2	176	334	0	1,130
3	John Smith	0	0	0	0	308	323	0	128	191	0	692
4	Tony Franklin	0	0	0	0	163	166	0	93	125	0	442
5	Stanley Morgan	68	0	67	1	0	0	0	0	0	0	408
6	Ben Coates	50	0	50	0	0	0	1	0	0	0	302
7	Sam Cunningham	49	43	6	0	0	0	0	0	0	0	294
8	Jim Nance	46	45	1	0	0	0	0	0	0	0	276
9	Tony Collins	44	32	12	0	0	0	0	0	0	0	264
10	Irving Fryar	42	1	38	3	0	0	0	0	0	0	252
11	Larry Garron	42	14	26	2	0	0	0	0	0	0	252
12	Matt Bahr	0	0	0	0	73	73	0	55	72	0	238
13	Jim Colclough	39	0	39	0	2	2	1	0	0	0	238
14	Corey Dillon	39	37	2	0	0	0	1	0	0	0	236
15	Curtis Martin	37	32	5	0	0	0	2	0	0	0	226
16	Steve Grogan	36	35	0	1	0	0	0	0	0	0	216
17	Jason Staurovsky	0	0	0	0	57	59	0	50	69	0	207
18	Troy Brown	34	0	31	3	0	0	1	0	0	0	206
19	Russ Francis	28	0	28	0	0	0	0	0	0	0	168
20	Don Calhoun	25	23	2	0	0	0	0	0	0	0	150
21	Antowain Smith	24	21	3	0	0	0	1	0	0	0	146
22	Randy Vataha	24	0	23	1	0	0	0	0	0	0	144
23	Kevin Faulk	23	11	10	2	0	0	1	0	0	0	140
24	Terry Glenn	22	0	22	0	0	0	0	0	0	0	132
25	Andy Johnson	22	13	9	0	0	0	0	0	0	0	132
26	Mosi Tatupu	21	18	2	1	0	0	0	0	0	0	126
27	Art Graham	20	0	20	0	0	0	0	0	0	0	120
28	Ron Burton	19	9	8	2	0	0	0	0	0	0	114
29	John Stephens	19	17	1	1	0	0	0	0	0	0	114
30	Carl Garrett	18	15	3	0	0	0	0	0	0	0	108
31	Harold Jackson	18	0	18	0	0	0	0	0	0	0	108
32	Cedric Jones	18	0	16	2	0	0	0	0	0	0	108
33	Stephen Gostkowski	0	0	0	0	43	44	0	20	26	0	103
34	Charlie Gogolak	0	0	0	0	42	42	0	20	36	0	102
35	Horace Ivory	17	14	2	1	0	0	0	0	0	0	102
36	David Patten	17	1	16	0	0	0	0	0	0	0	102
37	Jim Whalen	17	0	17	0	0	0	0	0	0	0	102
38	Daniel Graham	17	0	17	0	0	0	0	0	0	0	102
39	Mack Herron	16	9	6	1	0	0	0	0	0	0	96
40	Darryl Stingley	16	2	14	0	0	0	0	0	0	0	96
41	Vito "Babe" Parilli	15	15	0	0	1	3	0	0	0	0	91
42	Don Hasselbeck	15	0	15	0	0	0	0	0	0	0	90
43	Billy Lott	15	7	8	0	0	0	0	0	0	0	90
44	Charlie Baumann	0	0	0	0	31	34	0	18	27	0	85
45	Deion Branch	14	0	14	0	0	0	0	0	0	0	84
46	Vincent Brisby	14	0	14	0	0	0	0	0	0	0	84
47	Shawn Jefferson	14	0	14	0	0	0	0	0	0	0	84
48	Derrick Ramsey	14	0	14	0	0	0	0	0	0	0	84
49	Christian Fauria	13	0	13	0	0	0	1	0	0	0	80
50	Craig James	13	11	2	0	0	0	0	0	0	0	78
51	Leonard Russell	13	13	0	0	0	0	0	0	0	0	78
52	Ron Sellers	13	0	13	0	0	0	0	0	0	0	78
53	Robert Edwards	12	9	3	0	0	0	0	0	0	0	72
54	David Givens	12	0	12	0	0	0	0	0	0	0	72
55	Marv Cook	11	0	11	0	0	0	0	0	0	0	66
56	Stephen Starring	11	0	11	0	0	0	0	0	0	0	66
57	Jeff White	0	0	0	0	21	25	0	14	25	0	63
58	David Posey	0	0	0	0	29	31	0	11	22	0	62
59	Greg Davis	0	0	0	0	13	16	0	16	23	0	61
60	Reggie Rucker	10	0	10	0	0	0	0	0	0	0	60



NEW ENGLAND PATRIOTS 2005 STATS PACK

ALL-TIME PASSING

Rk	Name	Att	Cmp	Yards	Cmp%	Yds/Att	TD	TD%	Int	Int%	Lg	Sk	Yds	Rating
1	Drew Bledsoe	4518	2544	29,657	56.3%	6.56	166	3.7%	138	3.1%	86t	262	1778	75.9
2	Steve Grogan	3593	1879	26,886	52.3%	7.48	182	5.1%	208	5.8%	76t	247	2076	69.6
3	Tom Brady	3064	1896	21,564	61.9%	7.04	147	4.8%	78	2.5%	91t	182	1150	88.4
4	Vito "Babe" Parilli	2412	1140	16,747	47.3%	6.94	132	5.5%	138	5.7%	80t	56	529	64.8
5	Tony Eason	1500	876	10,732	58.4%	7.15	60	4.0%	48	3.2%	90t	166	1273	80.6
6	Jim Plunkett	1503	729	9,932	48.5%	6.61	62	4.1%	87	5.8%	88t	146	1317	59.7
7	Hugh Millen	612	370	4,276	60.5%	6.99	17	2.8%	28	4.6%	60t	87	583	71.8
8	Mike Taliaferro	680	305	3,920	44.9%	5.76	27	4.0%	44	6.5%	77	57	575	49.8
9	Ed "Butch" Songin	604	285	3,905	47.2%	6.47	36	6.0%	24	4.0%	78	na	na	71.7
10	Matt Cavanaugh	385	206	3,018	53.5%	7.84	19	4.9%	23	6.0%	75t	39	313	70.9
11	Marc Wilson	415	214	2,631	51.6%	6.34	9	2.2%	16	3.9%	65t	39	299	62.6
12	Doug Flutie	305	148	1,871	48.5%	6.13	11	3.6%	14	4.6%	80t	18	130	61.0
13	Tommy Hodson	315	171	1,809	54.3%	5.74	7	2.2%	11	3.5%	56	41	300	64.1
14	Tom Yewcic	206	87	1,374	42.2%	6.67	12	5.8%	12	5.8%	78t	na	na	60.2
15	Scott Zolak	244	124	1,314	50.8%	5.39	8	3.3%	7	2.9%	72	25	200	65.8
16	Tom Sherman	226	90	1,199	39.8%	5.31	12	5.3%	16	7.1%	87t	19	190	45.6
17	Joe Kapp	219	98	1,104	44.7%	5.04	3	1.4%	17	7.8%	48	27	231	32.6
18	Tom Ramsey	164	84	1,005	51.2%	6.13	6	3.7%	9	5.5%	40	16	96	59.6
19	Scott Secules	134	75	918	56.0%	6.85	2	1.5%	9	6.7%	82	7	28	54.3
20	Tom Owen	114	58	655	50.9%	5.75	3	2.6%	9	7.9%	32	9	82	44.3
21	Don Trull	81	27	442	33.3%	5.46	1	1.2%	7	8.6%	52	11	75	20.7
22	Brian Dowling	54	29	383	53.7%	7.09	2	3.7%	1	1.9%	42	4	63	81.0
23	Ed Wilson	46	20	257	43.5%	5.59	1	2.2%	3	6.5%	30	na	na	41.7
24	Tom Greene	63	27	251	42.9%	3.98	1	1.6%	6	9.5%	31	na	na	20.1
25	Neil Graff	36	19	241	52.8%	6.69	2	5.6%	3	8.3%	31t	4	34	57.8
26	Jeff Carlson	49	18	232	36.7%	4.73	1	2.0%	3	6.1%	40	3	21	33.7
27	Matt Cassel	32	18	215	56.3%	6.72	2	6.3%	1	0.0%	36	4	16	84.8
28	Andy Johnson	13	7	194	53.8%	14.92	4	30.8%	1	7.7%	66t	0	0	106.6
29	Bob Bleier	39	14	181	35.9%	4.64	1	2.6%	1	2.6%	35	3	28	49.2
30	Richard Christy	11	6	94	54.5%	8.55	2	18.2%	2	18.2%	39	na	na	83.1



NEW ENGLAND PATRIOTS 2006 STATS PACK

ALL-TIME RECEIVING LEADERS

PATRIOTS ALL-TIME RECEIVING LEADERS (BY RECEPTIONS)							
Rk	Name	Pos	No	Yds	Avg	Lg	TD
1	Troy Brown	WR	557	6366	11.4	82t	31
2	Stanley Morgan	WR	534	10352	19.4	76t	67
3	Ben Coates	TE	490	5471	11.2	84t	50
4	Irving Fryar	WR	363	5726	15.8	80t	38
5	Terry Glenn	WR	329	4669	14.2	86t	22
6	Gino Cappelletti	WR	292	4589	15.7	63t	42
7	Jim Colclough	WR	283	5001	17.7	78t	39
8	Kevin Faulk	RB	276	2435	8.8	52t	10
9	Tony Collins	RB	261	2356	9.0	49	12
10	Vincent Brisby	WR	217	3142	14.5	72	14
11	Deion Branch	WR	213	2744	12.9	66t	14
12	Sam Cunningham	RB	210	1905	9.1	41	6
13	Marv Cook	TE	210	1843	8.8	49	11
14	Russ Francis	TE	207	3157	15.3	53	28
15	Art Graham	WR	199	3107	15.6	80t	20
16	Cedric Jones	WR	191	2703	14.2	65t	16
17	Larry Garron	RB	185	2502	13.5	76t	25
18	Shawn Jefferson	WR	178	3081	17.3	76	14
19	Randy Vataha	WR	178	3055	17.2	88t	23
20	Michael Timpson	WR	172	2472	14.4	60t	8
21	David Patten	WR	165	2513	15.2	91t	16
22	Andy Johnson	RB	161	1807	11.2	53	9
23	David Givens	WR	158	2214	14.0	57	12
24	Harold Jackson	WR	156	3162	20.3	59	18
25	Jim Whalen	TE	153	2487	16.3	87t	17
26	Jim Nance	RB	129	844	6.5	45	1
27	Reggie Rucker	WR	126	1884	15.0	69t	10
28	Greg McMurtry	WR	120	1519	12.7	65t	4
29	Daniel Graham	TE	120	1393	11.6	48	17
30	Derrick Ramsey	TE	118	1412	12.0	39	14
31	Lin Dawson	TE	117	1233	10.5	42	8
32	Curtis Martin	RB	117	890	7.6	41	5
33	Stephen Starring	WR	112	1865	16.7	76t	11
34	Ron Burton	RB	111	1205	10.9	73t	8
35	Darryl Stingley	WR	110	1883	17.1	68	14
36	Tony Romeo	TE	110	1724	15.7	62	10
37	Carl Garrett	RB	107	1158	10.8	80t	3
38	David Meggett	RB	104	829	8.0	49t	1
39	Sam Gash	FB	104	826	7.9	30	6
40	John Stephens	RB	100	781	7.8	43	1
41	Don Hasselbeck	TE	99	1444	14.6	51	15
42	Kevin Turner	RB	98	856	8.7	32	6
43	Mosi Tatupu	RB	96	843	8.8	41	2
44	Hart Lee Dykes	WR	83	1344	16.2	42	7
45	Don Calhoun	RB	82	614	7.5	47	2
46	Craig James	RB	81	819	10.1	90t	2
47	Benjamin Watson	TE	80	1100	13.8	40	7
48	Ron Sellers	WR	79	1477	18.7	77	13
49	Christian Fauria	TE	79	790	10.0	33	13
50	Bob Windsor	TE	74	915	12.4	36	6
51	Patrick Pass	RB	66	570	8.6	39	1
52	Leroy Thompson	RB	65	465	7.2	27t	5
53	Antowain Smith	RB	64	572	8.9	41t	3
54	Robert Perryman	RB	64	430	6.7	18	0
55	Eric Sievers	TE	62	692	11.2	46	0
56	Mack Herron	RB	61	789	12.9	29	6
57	Reche Caldwell	WR	61	760	12.5	62t	4
58	Tony Simmons	WR	57	981	17.2	63t	6
59	Leonard Russell	RB	55	350	6.4	69	0
60	Jim Crawford	RB	52	501	9.6	44	2

PATRIOTS ALL-TIME RECEIVING LEADERS (BY YARDS)							
Rk	Name	Pos	No	Yds	Avg	Lg	TD
1	Stanley Morgan	WR	534	10352	19.4	76t	67
2	Troy Brown	WR	557	6366	11.4	82t	31
3	Irving Fryar	WR	363	5726	15.8	80t	38
4	Ben Coates	TE	490	5471	11.2	84t	50
5	Jim Colclough	WR	283	5001	17.7	78t	39
6	Terry Glenn	WR	329	4669	14.2	86t	22
7	Gino Cappelletti	WR	292	4589	15.7	63t	42
8	Harold Jackson	WR	156	3162	20.3	59	18
9	Russ Francis	TE	207	3157	15.3	53	28
10	Vincent Brisby	WR	217	3142	14.5	72	14
11	Art Graham	WR	199	3107	15.6	80t	20
12	Shawn Jefferson	WR	178	3081	17.3	76	14
13	Randy Vataha	WR	178	3055	17.2	88t	23
14	Deion Branch	WR	213	2744	12.9	66t	14
15	Cedric Jones	WR	191	2703	14.2	65t	16
16	David Patten	WR	165	2513	15.2	91t	16
17	Larry Garron	RB	185	2502	13.5	76t	25
18	Jim Whalen	TE	153	2487	16.3	87t	17
19	Michael Timpson	WR	172	2472	14.4	60t	8
20	Kevin Faulk	RB	276	2435	8.8	52t	10
21	Tony Collins	RB	261	2356	9.0	49	12
22	David Givens	WR	158	2214	14.0	57	12
23	Sam Cunningham	RB	210	1905	9.1	41	6
24	Reggie Rucker	WR	126	1884	15.0	69t	10
25	Darryl Stingley	WR	110	1883	17.1	68	14
26	Stephen Starring	WR	112	1865	16.7	76t	11
27	Marv Cook	TE	210	1843	8.8	49	11
28	Andy Johnson	RB	161	1807	11.2	53	9
29	Tony Romeo	TE	110	1724	15.7	62	10
30	Greg McMurtry	WR	120	1519	12.7	65t	4
31	Ron Sellers	WR	79	1477	18.7	77	13
32	Don Hasselbeck	TE	99	1444	14.6	51	15
33	Derrick Ramsey	TE	118	1412	12.0	39	14
34	Daniel Graham	TE	120	1393	11.6	48	17
35	Hart Lee Dykes	WR	83	1344	16.2	42	7
36	Lin Dawson	TE	117	1233	10.5	42	8
37	Ron Burton	RB	111	1205	10.9	73t	8
38	Carl Garrett	RB	107	1158	10.8	80t	3
39	Benjamin Watson	TE	80	1100	13.8	40	7
40	Tony Simmons	WR	57	981	17.2	63t	6
41	Bob Windsor	TE	74	915	12.4	36	6
42	Curtis Martin	RB	117	890	7.6	41	5
43	Kevin Turner	RB	98	856	8.7	32	6
44	Jim Nance	RB	129	844	6.5	45	1
45	Mosi Tatupu	RB	96	843	8.8	41	2
46	David Meggett	RB	104	829	8.0	49t	1
47	Sam Gash	FB	104	826	7.9	30	6
48	Craig James	RB	81	819	10.1	90t	2
49	Christian Fauria	TE	79	790	10.0	33	13
50	Mack Herron	RB	61	789	12.9	29	6
51	John Stephens	RB	100	781	7.8	43	1
52	Reche Caldwell	WR	61	760	12.5	62t	4
53	Eric Sievers	TE	62	692	11.2	46	0
54	Ray Crittenden	WR	44	672	15.3	44	4
55	Don Calhoun	RB	82	614	7.5	47	2
56	Antowain Smith	RB	64	572	8.9	41t	3
57	Patrick Pass	RB	66	570	8.6	39	1
58	Will Moore	WR	46	539	11.7	33	1
59	Tom Stephens	TE	41	506	12.3	53	5
60	Jim Crawford	RB	52	501	9.6	44	2



NEW ENGLAND PATRIOTS 2006 STATS PACK

ALL-TIME RUSHING LEADERS

PATRIOTS ALL-TIME RUSHING LEADERS (BY YARDS)						
Rk	Name	Att	Yards	Avg	LG	TD
1	Sam Cunningham	1,385	5,453	3.9	75t	43
2	Jim Nance	1,323	5,323	4.0	65t	45
3	Tony Collins	1,191	4,647	3.9	54	32
4	Curtis Martin	958	3,799	4.0	70t	32
5	Don Calhoun	820	3,391	4.1	73	23
6	John Stephens	891	3,249	3.6	52	17
7	Corey Dillon	753	3,180	4.2	50	37
8	Larry Garron	763	2,981	3.9	85t	14
9	Antowain Smith	721	2,781	3.9	44	21
10	Craig James	585	2,469	4.2	73	11
11	Leonard Russell	689	2,437	3.5	24	13
12	Mosi Tatupu	612	2,415	3.9	55	18
13	Kevin Faulk	632	2,398	3.8	45t	11
14	Carl Garrett	537	2,235	4.2	80t	15
15	Steve Grogan	443	2,176	4.9	41t	35
16	Andy Johnson	491	2,017	4.1	69t	13
17	Ron Burton	429	1,536	3.6	59	9
18	Horace Ivory	329	1,336	4.1	52	14
19	Mack Herron	353	1,298	3.7	53	9
20	Robert Perryman	369	1,294	3.5	48	9
21	Vagas Ferguson	290	1,163	4.0	44	5
22	Robert Edwards	291	1,115	3.8	53	9
23	Jim Crawford	302	1,078	3.6	39t	5
24	Josh Ashton	247	950	3.8	35	3
25	Babe Parilli	228	949	4.2	33t	15
26	Terry Allen	254	896	3.5	22t	8
27	Jim Plunkett	159	817	5.1	37	9
28	Laurence Maroney	175	745	4.3	41	6
29	Mark van Eeghen	177	744	4.2	17	2
30	Robert Weathers	159	733	4.6	77	4
31	Marion Butts	243	703	2.9	26	8
32	Jon Vaughn	144	597	4.1	36	3
33	Billy Lott	143	573	4.0	38	8
34	Reggie Dupard	186	571	3.1	49	6
35	John Tarver	155	554	3.6	28	7
36	Drew Bledsoe	270	553	2.0	25	2
37	J.R. Redmond	164	527	3.2	20	1
38	Patrick Pass	128	526	4.1	31	3
39	Tony Eason	126	474	3.8	26	6
40	Tom Brady	239	435	1.8	22	3
41	J.D. Garrett	116	434	3.7	58	3
42	David Meggett	120	432	3.6	25	3
43	Tom Yewcic	72	424	5.9	46	4
44	Al Miller	101	416	4.2	33	1
45	Kevin Turner	96	382	4.0	49	1
46	Marvin Allen	94	378	4.0	29	2
47	Richard Christy	78	363	4.7	48	4
48	R.C. Gamble	94	346	3.7	45	1
49	Leroy Thompson	102	312	3.1	13	2
50	Heath Evans	78	309	4.0	21	0
51	Doug Flutie	65	308	5.2	22	1
52	Sam Gash	105	291	2.8	14	2
53	Ike Forte	87	257	3.0	26	3
54	Corey Croom	73	252	3.5	22	1
55	Darryl Stingley	28	244	8.7	34t	2
56	Bob Gladieux	65	239	3.7	31	0
57	Marc Edwards	82	237	2.9	17	1
58	Sedrick Shaw	48	236	4.9	71	0
59	Donnie Thomas	88	215	2.4	25	2
60	Hugh Millen	48	200	4.2	26	1

PATRIOTS ALL-TIME RUSHING LEADERS (BY TDS)						
Rk	Name	Att	Yards	Avg	LG	TD
1	Jim Nance	1,323	5,323	4.0	65t	45
2	Sam Cunningham	1,385	5,453	3.9	75t	43
3	Corey Dillon	753	3,180	4.2	50	37
4	Steve Grogan	443	2,176	4.9	41t	35
5	Tony Collins	1,191	4,647	3.9	54	32
6	Curtis Martin	958	3,799	4.0	70t	32
7	Don Calhoun	820	3,391	4.1	73	23
8	Antowain Smith	721	2,781	3.9	44	21
9	Mosi Tatupu	612	2,415	3.9	55	18
10	John Stephens	891	3,249	3.6	52	17
11	Carl Garrett	537	2,235	4.2	80t	15
12	Babe Parilli	228	949	4.2	33t	15
13	Larry Garron	763	2,981	3.9	85t	14
14	Horace Ivory	329	1,336	4.1	52	14
15	Leonard Russell	689	2,437	3.5	24	13
16	Andy Johnson	491	2,017	4.1	69t	13
17	Craig James	585	2,469	4.2	73	11
18	Kevin Faulk	632	2,398	3.8	45t	11
19	Ron Burton	429	1,536	3.6	59	9
20	Mack Herron	353	1,298	3.7	53	9
21	Robert Perryman	369	1,294	3.5	48	9
22	Robert Edwards	291	1,115	3.8	53	9
23	Jim Plunkett	159	817	5.1	37	9
24	Terry Allen	254	896	3.5	22t	8
25	Marion Butts	243	703	2.9	26	8
26	Billy Lott	143	573	4.0	38	8
27	John Tarver	155	554	3.6	28	7
28	Laurence Maroney	175	745	4.3	41	6
29	Reggie Dupard	186	571	3.1	49	6
30	Tony Eason	126	474	3.8	26	6
31	Vagas Ferguson	290	1,163	4.0	44	5
32	Jim Crawford	302	1,078	3.6	39t	5
33	Michael Cloud	50	177	3.5	42	5
34	Harry Crump	49	120	2.5	21	5
35	Robert Weathers	159	733	4.6	77	4
36	Tom Yewcic	72	424	5.9	46	4
37	Richard Christy	78	363	4.7	48	4
38	Josh Ashton	247	950	3.8	35	3
39	Jon Vaughn	144	597	4.1	36	3
40	Patrick Pass	128	526	4.1	31	3
41	Tom Brady	239	435	1.8	22	3
42	J.D. Garrett	116	434	3.7	58	3
43	David Meggett	120	432	3.6	25	3
44	Ike Forte	87	257	3.0	26	3
45	Matt Cavanaugh	39	190	4.9	22	3
46	Allan Clark	28	140	5.0	19	3
47	Brian Dowling	7	35	5.0	11	3
48	Don Trull	19	35	1.8	10	3
49	Mark van Eeghen	177	744	4.2	17	2
50	Drew Bledsoe	270	553	2.0	25	2
51	Marvin Allen	94	378	4.0	29	2
52	Leroy Thompson	102	312	3.1	13	2
53	Sam Gash	105	291	2.8	14	2
54	Darryl Stingley	28	244	8.7	34t	2
55	Donnie Thomas	88	215	2.4	25	2
56	Jess Phillips	29	191	6.6	46	2
57	Marrio Grier	60	180	3.0	26	2
58	Tommy Carter	45	119	2.6	9	2
59	Butch Songin	19	79	4.2	20	2
60	James McAlister	19	77	4.1	16	2



NEW ENGLAND PATRIOTS 2006 STATS PACK

ALL-TIME INTERCEPTION LEADERS

PATRIOTS ALL-TIME INTERCEPTION LEADERS						
Rk	Name	No	Yards	Avg	LG	TD
1	Ty Law	36	583	16.2	65t	6
2	Raymond Clayborn	36	555	15.4	85	1
3	Ron Hall	29	476	16.4	87	1
4	Fred Marion	29	457	15.8	83	1
5	Roland James	29	383	13.2	46	0
6	Mike Haynes	28	393	14.0	50	1
7	Maurice Hurst	27	263	9.7	36	1
8	Ronnie Lippett	24	420	17.5	73	2
9	Nick Buoniconti	24	223	9.3	41	0
10	Don Webb	21	366	17.4	59	2
11	Lawyer Milloy	19	123	6.5	30t	1
12	Ron Bolton	18	116	6.4	56	0
13	Steve Nelson	17	226	13.3	37	0
14	Tim Fox	17	215	12.6	29	0
15	Asante Samuel	16	224	14.0	55t	2
16	Rick Sanford	16	198	12.4	99t	1
17	Tom Addison	16	103	6.4	17	1
18	Prentice McCray	15	352	23.5	63t	2
19	Ross O'Hanley	15	288	19.2	61	1
20	Chuck Shonta	15	261	17.4	52	0
21	Willie Clay	13	178	13.7	53t	1
22	Dick Felt	12	199	16.6	35	0
23	Tedy Bruschi	12	187	15.6	48t	4
24	Otis Smith	10	278	27.8	78t	2
25	Larry Carwell	10	186	18.6	53t	1
26	Vincent Brown	10	95	9.5	49t	1
27	Bob Howard	10	90	9.0	44t	1
28	Mike Vrabel	10	68	6.8	24t	1
29	Leroy Mitchell	10	50	5.0	20	0
30	Phil Philpott	9	91	10.1	23	0
31	Eugene Wilson	9	69	7.7	14	0
32	Fred Bruney	8	125	15.6	33t	1
33	Tom Hennessey	8	113	14.1	33	0
34	Bob Suci	7	277	39.6	98t	2
35	Sam Hunt	7	189	27.0	68t	1
36	Terrell Buckley	7	126	18.0	52t	1
37	Tyrone Poole	7	102	14.6	44	0
38	Johnny Rembert	7	70	10.0	37	0
39	Clyde Washington	7	58	8.3	33	0
40	Jerome Henderson	7	52	7.4	34	0
41	John Charles	6	110	18.3	35t	1
42	Rod McSwain	6	89	14.8	42	0
43	John Sanders	6	75	12.5	23t	1
44	Lawrence McGrew	6	49	8.2	27	0
45	Ricky Reynolds	6	24	4.0	11	0
46	Rodney Harrison	6	14	2.3	12	0
47	Honor Jackson	5	133	26.6	55	0
48	Ellis Hobbs	5	87	17.4	70	0
49	Myron Guyton	5	86	17.2	45	0
50	Daryl Johnson	5	85	17.0	42	0
51	Don Blackmon	5	63	12.6	39	0
52	Mike Hawkins	5	56	11.2	35t	1
53	Rod Shoate	5	50	10.0	42t	1
54	Jimmy Hitchcock	4	118	29.5	100t	1
55	Harlon Barnett	4	91	22.8	40	0
56	Willie McGinest	4	90	22.5	46t	2
57	Larry Whigham	4	81	20.3	60t	1
58	Gino Cappelletti	4	68	17.0	27	0
59	Terry Ray	4	66	16.5	43	0
60	Doug Beaudoin	4	55	13.8	30	0

YARDAGE LEADERS		
Rk	Name	Yards
1	Ty Law	583
2	Raymond Clayborn	555
3	Ron Hall	476
4	Fred Marion	457
5	Ronnie Lippett	420
6	Mike Haynes	393
7	Roland James	383
8	Don Webb	366
9	Prentice McCray	352
10	Ross O'Hanley	288
11	Otis Smith	278
12	Bob Suci	277
13	Maurice Hurst	263
14	Chuck Shonta	261
15	Steve Nelson	226
16	Asante Samuel	224
17	Nick Buoniconti	223
18	Tim Fox	215
19	Dick Felt	199
20	Rick Sanford	198
21	Sam Hunt	189
22	Tedy Bruschi	187
23	Larry Carwell	186
24	Willie Clay	178
25	Honor Jackson	133
26	Terrell Buckley	126
27	Fred Bruney	125
28	Lawyer Milloy	123
29	Jimmy Hitchcock	118
30	Ron Bolton	116
31	Tom Hennessey	113
32	John Charles	110
33	Tom Addison	103
34	Tyrone Poole	102
35	Art McMahon	99
36	Vincent Brown	95
37	Phil Philpott	91
38	Harlon Barnett	91
39	Bob Howard	90
40	Victor Green	90
41	Willie McGinest	90
42	Rod McSwain	89
43	John Outlaw	89
44	Ellis Hobbs	87
45	Myron Guyton	86
46	Daryl Johnson	85
47	Jim Cheyunski	82
48	Chris Singleton	82
49	Larry Whigham	81
50	Jim Lee Hunt	78
51	John Sanders	75
52	Johnny Rembert	70
53	Jay Cunningham	70
54	Eugene Wilson	69
55	Mike Vrabel	68
56	Gino Cappelletti	68
57	Terry Ray	66
58	Don Blackmon	63
59	James Sanders	60
60	Clyde Washington	58



NEW ENGLAND PATRIOTS 2006 STATS PACK

ALL-TIME PUNTING LEADERS

PATRIOTS ALL-TIME PUNTING LEADERS (By Average)								
Rk	Name	No	Yds	Avg	LG	TB	In20	Blk
1	Tom Tupa	215	9602	44.7	73	30	51	1
2	Josh Miller	175	7628	43.6	69	16	53	1
3	Luke Prestridge	44	1884	42.8	89	5	8	0
4	Rich Camarillo	468	19922	42.6	76	60	106	4
5	Mike Saxon	73	3096	42.4	59	7	25	3
6	Lee Johnson	203	8578	42.3	76	22	57	0
7	Bryan Wagner	37	1557	42.1	57	4	13	0
8	Todd Sauerbrun	10	408	40.8	58	0	2	0
9	Bob Scarpitto	34	1382	40.6	87	na	na	2
10	Shawn McCarthy	169	6862	40.6	93	7	35	2
11	Terry Swanson	127	5081	40.0	62	na	na	2
12	Pat O'Neill	110	4355	39.6	67	9	39	0
13	Jeff Feagles	244	9626	39.5	74	18	55	3
14	Tom Janik	243	9516	39.2	na	na	na	1
15	Adam Wagner	14	548	39.1	54	0	0	0
16	Ken Walter	211	8141	38.6	58	14	73	2
17	Tom Yewcic	378	14553	38.5	70	na	na	9
18	Pat Studstill	75	2859	38.1	57	na	na	1
19	Mike Hubach	82	3118	38.0	69	4	14	0
20	Mike Patrick	225	8481	37.7	64	20	25	3
21	Bruce Barnes	100	3738	37.4	53	na	na	0
22	Dave Chapple	26	967	37.2	57	na	na	0
23	Jim Fraser	55	2044	37.2	68	na	na	2
24	Tom Greene	61	2253	36.9	66	na	na	1
25	Eddie Hare	83	3038	36.6	58	11	20	1
26	Brooks Barnard	10	365	36.5	49	1	4	0
27	Babe Parilli	5	180	36.0	45	na	na	0
28	Tom Brady	1	36	36.0	36	0	1	0
29	Jerrel Wilson	54	1921	35.6	57	4	14	0
30	Alan Herline	25	861	34.4	50	4	1	1
31	Ed Wilson	6	194	32.3	49	na	na	1
32	Clyde Washington	17	539	31.7	48	na	na	0
33	Adam Vinatieri	2	60	30.0	33	0	2	0
34	Ken Hartly	9	266	29.6	41	2	0	0
35	Matt Bahr	1	29	29.0	29	1	0	0
36	Jeff White	6	163	27.2	51	na	na	0

PATRIOTS PUNTING LEADERS (Yardage)					
Rk	Name	No	Yds	Avg	LG
1	Rich Camarillo	468	19922	42.6	76
2	Tom Yewcic	378	14553	38.5	70
3	Jeff Feagles	244	9626	39.5	74
4	Tom Tupa	215	9602	44.7	73
5	Tom Janik	243	9516	39.2	na
6	Lee Johnson	203	8578	42.3	76
7	Mike Patrick	225	8481	37.7	64
8	Ken Walter	211	8141	38.6	58
9	Josh Miller	175	7628	43.6	69
10	Shawn McCarthy	169	6862	40.6	93
11	Terry Swanson	127	5081	40.0	62
12	Pat O'Neill	110	4355	39.6	67
13	Bruce Barnes	100	3738	37.4	53
14	Mike Hubach	82	3118	38.0	69
15	Mike Saxon	73	3096	42.4	59
16	Eddie Hare	83	3038	36.6	58
17	Pat Studstill	75	2859	38.1	57
18	Tom Greene	61	2253	36.9	66
19	Jim Fraser	55	2044	37.2	68
20	Jerrel Wilson	54	1921	35.6	57
21	Luke Prestridge	44	1884	42.8	89
22	Bryan Wagner	37	1557	42.1	57
23	Bob Scarpitto	34	1382	40.6	87
24	Dave Chapple	26	967	37.2	57
25	Alan Herline	25	861	34.4	50
26	Adam Wagner	14	548	39.1	54
27	Clyde Washington	17	539	31.7	48
28	Todd Sauerbrun	10	408	40.8	58
29	Brooks Barnard	10	365	36.5	49
30	Ken Hartly	9	266	29.6	41
31	Ed Wilson	6	194	32.3	49
32	Babe Parilli	5	180	36.0	45
33	Jeff White	6	163	27.2	51
34	Adam Vinatieri	2	60	30.0	33
35	Tom Brady	1	36	36.0	36
36	Matt Bahr	1	29	29.0	29



NEW ENGLAND PATRIOTS 2006 STATS PACK

THE LAST TIME

(REGULAR SEASON)

OVERTIME VICTORY

Patriots 23, Texans 20 at Houston on Nov. 23, 2003

OVERTIME LOSS

Bills 16, Patriots 13 at Foxboro, Nov. 5, 2000

TIED GAME

Patriots 31, Chargers 31 at San Diego on Oct. 8, 1967

SHUTOUTS

Patriots: 35-0 at Green Bay on Nov. 19, 2006

Opponents: 0-21 at Miami on Dec. 10, 2006

TOUCHDOWNS SCORED BY OFFENSE, DEFENSE AND SPECIAL TEAMS

Patriots: at Cleveland on Dec. 5, 2004

AT LEAST 6 TOUCHDOWNS

Patriots: 6, at Cleveland on Dec. 5, 2004

GAME OPENING SCORES

SCORING A TOUCHDOWN ON OPENING KICKOFF

Patriots: at Cleveland on Dec. 5, 2004 (Bethel Johnson - 93 yards)

SCORING A TOUCHDOWN ON FIRST PLAY FROM SCRIMMAGE

Patriots:

Opponents: Buffalo on Sept. 10, 2006 (London Fletcher-Baker 5-yd FR returned for TD)

SCORING A TOUCHDOWN ON OPENING DRIVES

Patriots: at Green Bay on Nov. 19, 2006 (7-63; 3:13)

Opponents: Indianapolis on Nov. 5, 2006 (9-68; 4:43)

SCORING A TOUCHDOWN ON FIRST TWO DRIVES

Opponents: Indianapolis on Nov. 5, 2006 (9-68; 4:43)(8-82; 4:29)

OFFENSIVE TEAM TOTALS

400 TOTAL NET YARDS

Patriots: 414 at Tennessee on Dec. 31, 2006 (171 rush, 243 pass)

Opponents: 400 vs. Denver on Sept. 24, 2006 (144 rush, 256 pass)

500 TOTAL NET YARDS

Patriots: 506, vs. Seattle on Sept. 21, 1986 (120 rush, 386 pass)

Opponents: 525, at Miami on Sept. 4, 1994 (69 rush, 456 pass)

200 NET YARDS RUSHING

Patriots: 236, at Cincinnati on Oct. 1, 2006

Opponents: 221, at Pittsburgh on Oct. 31, 2004

300 NET YARDS RUSHING

Patriots: 328, vs. N.Y. Jets on Sept. 18, 1983

Opponents: 304, at Philadelphia on Nov. 4, 1990

300 NET YARDS PASSING

Patriots: 345, at Minnesota on Oct. 30, 2006

Opponents: 308, at Kansas City on Nov. 27, 2005

400 NET YARDS PASSING

Patriots: 414, vs. Miami on Nov. 23, 1998

Opponents: 413, vs. Jacksonville on Sept. 22, 1996

NO SACKS ALLOWED

Patriots: vs. Chicago on Nov. 26, 2006

Opponents: vs. Denver on Sept. 24, 2006

NO SACKS ALLOWED BY BOTH TEAMS

Both Teams: vs. Denver on Sept. 24, 2006

NO TURNOVERS - BOTH TEAMS

Both Teams: vs. Denver on Sept. 24, 2006



NEW ENGLAND PATRIOTS 2006 STATS PACK

THE LAST TIME

INDIVIDUAL OFFENSIVE PERFORMANCES

RUSHING

100 YARDS RUSHING

Patriots: 125, Laurence Maroney at Cincinnati on Oct. 1, 2006
Opponents: 102, Travis Henry at Tennessee on Dec. 31, 2006

200 YARDS RUSHING

Patriots: 212, Tony Collins vs. NY Jets on Sept. 18, 1983
Opponents: 217, LaDainian Tomlinson at San Diego on Sept. 29, 2002

2 RUSHING TOUCHDOWNS

Patriots: 2, Corey Dillon at Tennessee on Dec. 31, 2006
Opponents: 2, Maurice Jones-Drew at Jacksonville on Dec. 24, 2006

3 OR MORE RUSHING TOUCHDOWNS

Patriots: 3, Corey Dillon vs. Detroit on Dec. 3, 2006
Opponents: 3, Stephen Davis at Carolina on Sept. 18, 2005

RECEIVING

10 OR MORE RECEPTIONS

Patriots: 10, Troy Brown at Detroit on Nov. 28, 2002
Opponents: 12, TJ Houshmandzadeh vs. Cincinnati on Dec. 12, 2004

100 YARDS RECEIVING

Patriots: 134, Reche Caldwell at Tennessee on Dec. 31, 2006
Opponents: 103, Marty Booker at Miami on Dec. 10, 2006

2 RECEIVING TOUCHDOWNS

Patriots: 2, Mike Vrabel at NY Jets on Dec. 26, 2005
Opponents: 2, Marvin Harrison vs. Indianapolis on Nov. 5, 2006

3 OR MORE RECEIVING TOUCHDOWNS

Patriots: 3, Ben Coates at Buffalo on Nov. 26, 1995
Opponents: 3, Marvin Harrison vs. Indianapolis on Sept. 19, 1999

PASSING

300-YARD PASSER

Patriots: 305, Tom Brady vs. Detroit on Dec. 3, 2006
Opponents: 314, Jon Kitna vs. Detroit on Dec. 3, 2006

400-YARD PASSER

Patriots: 410, Tom Brady vs. Kansas City on Sept. 22, 2002
Opponents: 401, Kurt Warner vs. St. Louis on Nov. 18, 2001

4 TOUCHDOWN PASSES

Patriots: 4, Tom Brady at Green Bay on Nov. 19, 2006
Opponents: 4, Peyton Manning at Indianapolis on Nov. 30, 2003

5 TOUCHDOWN PASSES

Patriots: 5, Steve Grogan vs. NY Jets on Sept. 9, 1979
Opponents: 5, Dan Marino at Miami on Sept. 4, 1996



NEW ENGLAND PATRIOTS 2006 STATS PACK

THE LAST TIME

MULTIPLE MILESTONE PERFORMANCES

TWO 100-YARD RUSHERS

Patriots: Tony Collins (103) and Mark van Eeghen (100) at Seattle on Dec. 19, 1982
Opponents: Randall Cunningham (124) and Heath Sherman (113) vs. Philadelphia on Nov. 4, 1990

2 RECEIVERS TO HAVE 10 OR MORE RECEPTIONS

Patriots: Leroy Thompson (11), Michael Timpson (10), Ben Coates (10) vs. Minnesota on 11/13/94
Opponents: none

TWO 100-YARD RECEIVERS

Patriots: Daniel Graham (119) and Deion Branch (107) at Atlanta on Oct. 9, 2005
Opponents: Jerricho Cotchery (121), Laveranues Coles (100) at New York Jets on Sept. 17, 2006

100-YARD RUSHER AND 100-YARD RECEIVER

Patriots: Corey Dillon (106 rush), Daniel Graham (119 rec.) and Deion Branch (107 rec.) at Atlanta 10/9/05
Opponents: **Sammy Morris (123 rush) and Marty Booker (103 rec.) at Miami on Dec. 10, 2006**

100-YARD RUSHER, 100-YARD RECEIVER, 300-YARD PASSER

Patriots: Corey Dillon (106), Daniel Graham (119), Deion Branch (107) Tom Brady (350) at Atlanta 10/9/05
Opponents: E. James (104 rush), Marvin Harrison (128 rec.), Reggie Wayne (124 rec.)
and Peyton Manning (321 passing) vs. Indianapolis 11/7/05

TOUCHDOWN RUSH, TOUCHDOWN RECEPTION, TOUCHDOWN PASS

Patriots: David Patten (29-yd run, 91 and 6-yd rec., 60-yd pass) at Indianapolis on Oct. 21, 2001
Opponents: none

INDIVIDUAL DEFENSIVE PERFORMANCES

INTERCEPTION RETURNED FOR A TOUCHDOWN

Patriots: 39 yards, James Sanders (J.P. Losman) at Buffalo on Dec. 11, 2005
Opponents: 74 yards, Ty Law (Tom Brady) at NY Jets on Dec. 26, 2005

TWO INTERCEPTIONS RETURNED FOR TOUCHDOWNS

Patriots: Otis Smith (76 yards) and Ty Law (46 yards) at Carolina on Jan. 6, 2002

AT LEAST TWO INTERCEPTIONS

Patriots: **2, Asante Samuel at Tennessee on Dec. 31, 2006**
Opponents: **2, Cato June vs. Indianapolis on Nov. 5, 2006**

AT LEAST THREE INTERCEPTIONS

Patriots: **3, Asante Samuel vs. Chicago on Nov. 26, 2006**
Opponents: 3, Greg Wesley at Kansas City on Nov. 27, 2005

FUMBLE RECOVERED IN THE END ZONE FOR A TOUCHDOWN

Patriots: Jarvis Green vs. Baltimore on Nov. 28, 2004
Opponents: Leonard Little at St. Louis on Nov. 7, 2004

FUMBLE RETURNED FOR A TOUCHDOWN

Patriots: Randall Gay (41 yards) at Cleveland on Dec. 5, 2004
Opponents: **London Fletcher-Baker (5 yards) vs. Buffalo on Sept. 10, 2006**

AT LEAST THREE QUARTERBACK SACKS

Patriots: **3, Jarvis Green at Cincinnati on Oct. 1, 2006**
Opponents: 3, Mike Mamula at Philadelphia on Dec. 19, 1999

SAFETY

Patriots: Ty Warren sack of JP Losman vs. Buffalo on Sept. 10, 2006
Opponents: Tom Brady (sacked) fumble recovered in end zone by Heath Evans (Jared DeVries) vs. Detroit on Dec. 3, 2006



NEW ENGLAND PATRIOTS 2006 STATS PACK

THE LAST TIME

INDIVIDUAL SPECIAL TEAMS PERFORMANCES

KICKOFF RETURNED FOR TOUCHDOWN

Patriots: Ellis Hobbs (93 yards) vs. Houston on Dec. 17, 2006
Opponents: Terrence McGee (98 yards) at Buffalo on Oct. 3, 2004

PUNT RETURNED FOR TOUCHDOWN

Patriots: Troy Brown (68 yards) at Carolina on Jan. 6, 2002
Opponents: Pacman Jones (81 yards) at Tennessee on Dec. 31, 2006

BLOCKED PUNT

Patriots: Larry Whigham at Philadelphia on Dec. 19, 1999
Opponents: Randal Williams (Josh Miller) vs. Oakland on Sept. 8, 2005

BLOCKED PUNT RETURNED/RECOVERED FOR A TOUCHDOWN

Patriots: Tedy Bruschi (4 yards) at Baltimore on Oct. 6, 1996
Opponents: Mark Higgs (19 yards) at Miami on Oct. 18, 1990

BLOCKED FIELD GOAL ATTEMPT

Patriots: Richard Seymour (Robbie Gould) 45-yard attempt vs. Chicago on Nov. 26, 2006
Opponents: Domonique Foxworth (Stephen Gostkowski) 37-yard attempt vs. Denver on Sept. 24, 2006

MULTIPLE BLOCKED KICKS

Patriots: Chad Eaton at Buffalo on Dec. 17, 2000 (2 Steve Christie FG Attempts)

FAKE PUNT

Patriots: vs. Cincinnati on Dec. 12, 2004 (Upback Larry Izzo rush for 0 yds)

FAKE FIELD GOAL ATTEMPT

Patriots: vs. St. Louis on Nov. 7, 2004 (Vinatieri TD pass to Troy Brown)
Opponents: vs. Cincinnati on Dec. 12, 2004 (Holder Kyle Larson 19-yd TD run)

FAKE PAT ATTEMPT

Patriots: at San Diego on Sept. 29, 2002 (Ken Walter run failed)

BLOCKED PAT

Patriots: Tebucky Jones at Miami on Oct. 6, 2002 (Olindo Mare)
Opponents: Tony Brown at Tennessee on Dec. 31, 2006 (Stephen Gostkowski)

PAT KICK MISSED (not blocked)

Patriots: Adam Vinatieri vs. Buffalo on Oct. 27, 1996 (wide left)
Opponents: Doug Pelfrey at Cincinnati on Sept. 18, 1994 (wide right)

4 FIELD GOALS IN A GAME

Patriots: Adam Vinatieri (5-of-5) vs. Buffalo on Nov. 14, 2004
Opponents: Lawrence Tynes (4-of-4) at Kansas City on Nov. 27, 2005

5 FIELD GOALS IN A GAME

Patriots: Adam Vinatieri (5-of-5) vs. Buffalo on Nov. 14, 2004
Opponents: Olindo Mare (6-of-6) vs. Miami on Oct. 17, 1999

Bold Indicates 2006 Entry